

JAGDISH CHAND & CO.
CHARTERED ACCOUNTANTS

H-20, LGF, GREEN PARK (MAIN), NEW DELHI- 110 016, INDIA
Phones: 26533626, 41759467 Fax: 41759467 Email: mail@jcandco.org

INDEPENDENT AUDITOR'S REPORT

To The Members of **EARTHOOD SERVICES PRIVATE LIMITED**

Report on the Audit of the Consolidated Financial Statements

Qualified Opinion

We have audited the accompanying Consolidated Financial Statements of **EARTHOOD SERVICES PRIVATE LIMITED** (hereinafter referred to as "the Holding Company") and its subsidiaries (the Holding Company and its subsidiaries together referred to as "the Group") which comprise the Consolidated Balance Sheet as at 31st March, 2024, and the Consolidated Statement of Profit and Loss (including Other Comprehensive Income), the Consolidated Statement of Cash Flows, the Consolidated Statement of Changes in Equity for the year then ended, notes to the financial statements including summary of significant accounting policies and other explanatory information (hereinafter referred to as the consolidated financial statements).

In our opinion and to the best of our information and according to the explanations given to us, except for the effects of the matter described in the Basis for Qualified Opinion section of our report, the aforesaid consolidated Financial Statements give the information required by the Companies Act, 2013 ("the Act") in the manner so required and give a true and fair view in conformity with the Indian Accounting Standards prescribed under section 133 of the Act read with the Companies (Indian Accounting Standards) Rules, 2015, as amended, ("Ind AS") and other accounting principles generally accepted in India, of the state of affairs of the Company as at 31st March 2024, its loss (including other comprehensive income), its cash flows and changes in equity for the year ended on that date.

Basis for Qualified Opinion

We draw attention to Note No. 53 of Consolidated Financial Statements as at 31st March 2024. As explained in Note, Consolidated Financial Statements for F.Y. 2021-22 & FY 2022-23 presented in these Consolidated Financial Statements as comparative Financial Statements are restated to Ind AS on adoption First Time Adoption of Ind AS of the Holding Company based on Consolidated Financial Statements of respective years provided by Holding Company which were prepared under applicable Accounting Standards.

We have been informed by the Management that these Consolidated Financial will be adopted in ensuing Annual General Meeting and Holding Company will be taking steps to apply for Compounding of Offences for defaults to Registrar of Companies, NCT of Delhi & Haryana, under applicable provisions of the Companies Act, 2013.

The impact of the above qualification on the Consolidated Financial Statements, if any, is not ascertainable.

We conducted our audit of the consolidated financial statements in accordance with the Standards on Auditing (SAs) specified under section 143(10) of the Act. Our responsibilities under those Standards are further described in the *Auditor's Responsibility for the Audit of the Consolidated Financial Statements* section of our report. We are independent of the Group in accordance with the Code of Ethics issued by the Institute of Chartered Accountants of India (ICAI) together with the ethical requirements that are relevant to our audit of the consolidated financial statements under the provisions of the Act and the Rules made thereunder, and we have fulfilled our other ethical responsibilities in accordance with these requirements and the ICAI's Code of Ethics. We believe that



the audit evidence obtained by us is sufficient and appropriate to provide a basis for our audit opinion on the consolidated financial statements.

Emphasis of Matter

- a) We draw attention to Note No.51.1 regarding pending approval of regularization by Reserve Bank of India (RBI) of investments made by Company in subsidiary, Earthood UK limited, United Kingdom.
- b) We draw attention to Note No.51.2 regarding non reporting to Reserve Bank of India (RBI) of investments by the Company in subsidiary, Earthood Karbon Ve Çevresel Sertifikasyon Hizmetleri Anonim Sirketi, Republic of Türkiye, which company is in process of filing application for regularisation.

Our conclusion is not modified in respect of these matters.

Information Other than the Consolidated Financial Statements and Auditor's Report Thereon

The Holding Company's Management and Board of Directors are responsible for the other information. The other information comprises the information included in the Director's Report including Annexure to Director's Report, but does not include the consolidated financial statements and our auditor's report thereon. The other information is expected to be made available to us after the date of this auditor's report.

Our opinion on the consolidated financial statements does not cover the other information and we will not express any form of assurance conclusion thereon.


In connection with our audit of the consolidated financial statements, our responsibility is to read the other information and, in doing so, consider whether the other information is materially inconsistent with the consolidated financial statements or our knowledge obtained in the audit or otherwise appears to be materially misstated.

If we conclude, that there is a material misstatement therein, we are required to communicate the matter to those charged with governance as required under SA 720 'The Auditor's responsibilities Relating to Other Information'.

Management's Responsibility for the Consolidated Financial Statements

The Holding Company's Management and Board of Directors are responsible for the matters stated in section 134(5) of the Act with respect to the preparation of these consolidated financial statements that give a true and fair view of the consolidated financial position, consolidated financial performance including other comprehensive income, consolidated cash flows and consolidated changes in equity of the Group in accordance with the Indian Accounting Standards prescribed under section 133 of the Act and other accounting principles generally accepted in India. The respective Management and Board of Directors of the companies included in the Group are responsible for maintenance of adequate accounting records in accordance with the provisions of the Act for safeguarding the assets of the Group and for preventing and detecting frauds and other irregularities; the selection and application of appropriate accounting policies; making judgments and estimates that are reasonable and prudent; and the design, implementation and maintenance of adequate internal financial controls, that were operating effectively for ensuring the accuracy and completeness of the accounting records, relevant to the preparation and presentation of the financial statements that give a true and fair view and are free from material misstatement, whether due to fraud or error, which have been used for the purpose of preparation of the consolidated financial statements by the Board of Directors of the Holding Company, as aforesaid.

In preparing the consolidated financial statements, the respective Management and Board of Directors of the Companies included in the Group are responsible for assessing the ability of the Group to continue as a going concern, disclosing, as applicable, matters related to going concern and



using the going concern basis of accounting unless Management either intends to liquidate the Group or to cease operations, or has no realistic alternative but to do so.

The respective Board of Directors of the Companies included in the Group are responsible for overseeing the financial reporting process of the Group.

Auditor's Responsibility for the Audit of the Consolidated Financial Statements

Our objectives are to obtain reasonable assurance about whether the consolidated financial statements as a whole are free from material misstatement, whether due to fraud or error, and to issue an auditor's report that includes our opinion. Reasonable assurance is a high level of assurance but is not a guarantee that an audit conducted in accordance with SAs will always detect a material misstatement when it exists. Misstatements can arise from fraud or error and are considered material if, individually or in the aggregate, they could reasonably be expected to influence the economic decisions of users taken on the basis of these consolidated financial statements.

As part of an audit in accordance with SAs, we exercise professional judgment and maintain professional scepticism throughout the audit. We also:

- Identify and assess the risks of material misstatement of the consolidated financial statements, whether due to fraud or error, design and perform audit procedures responsive to those risks, and obtain audit evidence that is sufficient and appropriate to provide a basis for our opinion. The risk of not detecting a material misstatement resulting from fraud is higher than for one resulting from error, as fraud may involve collusion, forgery, intentional omissions, misrepresentations, or the override of internal control.
- Obtain an understanding of internal financial control relevant to the audit in order to design audit procedures that are appropriate in the circumstances. Under section 143(3)(i) of the Act, we are also responsible for expressing our opinion on whether the Holding Company has adequate internal financial controls with reference to Consolidated Financial Statements in place and the operating effectiveness of such controls.
- Evaluate the appropriateness of accounting policies used and the reasonableness of accounting estimates and related disclosures made by the Management and Board of Directors.
- Conclude on the appropriateness of Management and Board of Directors use of the going concern basis of accounting and, based on the audit evidence obtained, whether a material uncertainty exists related to events or conditions that may cast significant doubt on the Group's ability to continue as a going concern. If we conclude that a material uncertainty exists, we are required to draw attention in our auditor's report to the related disclosures in the consolidated financial statements or, if such disclosures are inadequate, to modify our opinion. Our conclusions are based on the audit evidence obtained up to the date of our auditor's report. However, future events or conditions may cause the Group to cease to continue as a going concern.
- Evaluate the overall presentation, structure and content of the consolidated financial statements, including the disclosures, and whether the consolidated financial statements represent the underlying transactions and events in a manner that achieves fair presentation.
- Obtain sufficient appropriate audit evidence regarding the financial information of the entities or business activities within the Group to express an opinion on the consolidated financial statements. We are responsible for the direction, supervision and performance of the audit of the consolidated financial statements of such entities included in the consolidated financial statements of which we are the independent auditors. We remain solely responsible for our audit opinion.

We communicate with those charged with governance of the Holding Company and a subsidiary included in the consolidated financial statements of which we are the independent auditors regarding



among other matters, the planned scope and timing of the audit and significant audit findings, including any significant deficiencies in internal control that we identify during our audit. We also provide those charged with governance with a statement that we have complied with relevant ethical requirements regarding independence, and to communicate with them all relationships and other matters that may reasonably be thought to bear on our independence, and where applicable, related safeguards.

Other Matters

- i. The consolidated financial statements of the company for the year ended 31st March 2023, were audited by another auditor who expressed an unmodified opinion on those statements vide Independent Auditor's Report dated 1st September, 2023.
- ii. The consolidated financial statements of the company for the year ended 31st March, 2022, were audited by another auditor who expressed an unmodified opinion on those statements vide Independent Auditor's Report dated 30th August, 2022.
- iii. The comparative financial information of the Company for the years ended 31st March, 2023 and 31st March, 2022 included in these consolidated financial statements, are based on the statutory consolidated financial statements prepared in accordance with the Companies (Accounting Standards) Rules, 2021 audited by the predecessor auditor whose report for the year ended 31st March 2023, dated 1st September, 2023 and 30th August, 2022 respectively expressed an unmodified opinion on those financial statements, and have been restated to comply with Ind AS. Adjustments made to one previously issued said financial information prepared in accordance with the Companies (Accounting Standards) Rules, 2021 to comply with Ind AS have been audited by us.
- iv. We did not audit the financial statements / financial information of one subsidiary, whose financial statements / financial information reflect total assets of ₹ 23.97 Lakh as at 31st March, 2024, total revenues of ₹ 23.71 Lakh, total net profit after tax of ₹ 4.65 Lakh and net cash inflows amounting to ₹ 8.55 Lakh for the year ended on that date, as considered in the consolidated financial statements. This financial statements / financial information are unaudited and have been furnished to us by the Management and our opinion on the consolidated financial statements, in so far as it relates to the amounts and disclosures included in respect of this Subsidiary is solely on the basis of such unaudited financial statements / financial information. In our opinion and according to the information and explanation given to us by the Management, this financial statements / financial information is not material to the Group.
- v. During the year Group noted certain errors appearing since 1st April 2022, consequently Group corrected these errors as per Ind AS 8 "Accounting Policies, Changes in Accounting Estimates and Errors" by restating each of the affecting financial statement line items for prior periods. Refer Note No.50.

Our opinion on consolidated financial statements is not modified in respect of these matters.

Report on Other Legal and Regulatory Requirements

1. As required by Section 143(3) of the Act, based on our audit and on the consideration of the separate financial statements/ financial information of the subsidiary, referred to in the Other Matters section above we report, to the extent applicable, that:
 - a) We have sought and obtained all the information and explanations which to the best of our knowledge and belief were necessary for the purposes of our audit of the aforesaid consolidated financial statements.
 - b) In our opinion, proper books of account as required by law relating to preparation of the aforesaid consolidated financial statements have been kept so far as it appears from our examination of those books.



- c) The Consolidated Balance Sheet, the Consolidated Statement of Profit and Loss including Other Comprehensive Income, the Consolidated Statement of Cash Flows and the Consolidated Statement of Changes in Equity dealt with by this Report are in agreement with the relevant books of account maintained for the purpose of preparation of the consolidated financial statements.
- d) In our opinion, the aforesaid consolidated financial statements comply with the Indian Accounting Standards (Ind AS) prescribed under Section 133 of the Act read with Companies (Indian Accounting Standards) Rules, 2015, as amended.
- e) On the basis of the written representations received from the directors of the Holding Company as on 31st March, 2024 taken on record by the Board of Directors of the Holding Company, none of the directors of the Holding Company (there are no subsidiaries incorporated in India) is disqualified as on 31st March, 2024 from being appointed as a director in terms of Section 164(2) of the Act.
- f) With respect to the adequacy of the internal financial controls with reference to financial statements and the operating effectiveness of such controls, refer to our separate Report in “Annexure A”, which is based on the auditors’ reports of the Holding Company. Our report expresses unmodified opinion on the adequacy and operating effectiveness of internal financial controls with reference to consolidated financial statements reporting of Holding Company.
- g) In our opinion and to the best of our information and according to the explanations given to us, the Holding Company being a private Company, Section 197 of the Act related to the managerial remuneration is not applicable further Subsidiaries being companies not incorporated in India, Section 197 of the Act is not applicable to them.
- h) With respect to the other matters to be included in the Auditor’s Report in accordance with Rule 11 of the Companies (Audit and Auditors) Rules 2014, as amended in our opinion and to the best of our information and according to the explanations given to us:
- i. The consolidated financial statements disclose the impact of pending litigations on the consolidated financial position of the Group – Refer Note No.37 to the consolidated financial statements.
 - ii. The Group did not have any long-term contracts including derivative contracts for which there were any material foreseeable losses during the year ended 31st March, 2024.
 - iii. There were no amounts which were required to be transferred to the Investor Education and Protection Fund by the Holding Company during the year ended 31st March, 2024.
 - iv. (a) The Management of the Holding Company has represented that, to the best of its knowledge and belief, no funds (which are material either individually or in the aggregate) have been advanced or loaned or invested (either from borrowed funds or share premium or any other sources or kind of funds) by the Holding Company or by any of such subsidiaries to or in any other person or entity, including foreign entity (“Intermediaries”), with the understanding, whether recorded in writing or otherwise, that the Intermediary shall, whether, directly or indirectly lend or invest in other persons or entities identified in any manner whatsoever by or on behalf of the Holding Company or any of such subsidiaries (“Ultimate Beneficiaries”) or provide any guarantee, security or the like on behalf of the Ultimate Beneficiaries;
 - (b) The Management of the Holding Company has represented, that, to the best of its



knowledge and belief, no funds (which are material either individually or in the aggregate) have been received by the Holding Company or by any of such subsidiaries from any person or entity, including foreign entity ("Funding Parties"), with the understanding, whether recorded in writing or otherwise, that the Holding Company shall, whether, directly or indirectly, lend or invest in other persons or entities identified in any manner whatsoever by or on behalf of the Funding Party or any of such subsidiaries ("Ultimate Beneficiaries") or provide any guarantee, security or the like on behalf of the Ultimate Beneficiaries;

(c) Based on the audit procedures that have been considered reasonable and appropriate in the circumstances, nothing has come to our notice that has caused us to believe that the representations under sub-clause (i) and (ii) of Rule 11(e), as provided under (a) and (b) above, contain any material misstatement.

- v. Based on our examination, which included test checks, the Holding Company has used accounting software for maintaining its books of account for the financial year ended 31st March 2024 which has a feature of recording audit trail (edit log) facility and the same has operated throughout the year for all relevant transactions recorded in the software. Further, during the course of our audit, we did not come across any instance of the audit trail feature being tampered with

As proviso to Rule 3(1) of the Companies (Accounts) Rules, 2014 is applicable from April 1, 2023, reporting under Rule 11(g) of the Companies (Audit and Auditors) Rules, 2014 on preservation of audit trail as per the statutory requirements for record retention is not applicable for the financial year ending 31st March 2024.


Subsidiaries being companies not incorporated in India, requirement of audit trail under the Act is not applicable to them.

- vi. The Holding Company has not paid or declared dividends during the year and until the date of this report.

2. As required by paragraph 3(xxi) of the companies (Auditor's Report) Order, 2020 ("CARO 2020"), issued by the Central Government of India in terms of sub-section (11) of section 143 of the Act, we report that there are no qualifications or adverse remarks included in the CARO report in respect of the standalone financials of the Holding Company which are included in these Consolidated Financial Statements.

In our opinion, and according to the information and explanations given to us, CARO 2020 is not applicable to the subsidiary companies included in these Consolidated Financials Statements, hence, this report does not contain a statement on the matter specified in paragraph 3(xxi) of CARO 2020 in relation to the subsidiary companies

For **JAGDISH CHAND & CO.**
Chartered Accountants
ICAI Firm Registration Number: 000129N


(Pawan Kumar)

Partner

Membership Number: 511057

UDIN: 24511057BKFJ8S7636

Place of Signature: Gurugram

Date: 21-06-2024



JAGDISH CHAND & CO.
CHARTERED ACCOUNTANTS

H-20, LGF, GREEN PARK (MAIN), NEW DELHI- 110 016, INDIA
Phones: 26533626, 41759467 Fax: 41759467 Email: mail@jcandco.org

ANNEXURE “A” TO THE INDEPENDENT AUDITOR’S REPORT

Report on the Internal Financial Controls under Clause (i) of Sub-section 3 of Section 143 of the Act

Referred to in paragraph 1(f) of the Independent Auditors’ Report of even date to the members of EARTHOOD SERVICES PRIVATE LIMITED on the Consolidated Financial Statements for the year ended 31st March, 2024

In conjunction with our audit of the consolidated financial statements of the Company as of and for the year ended 31st March, 2024, we have audited the internal financial controls with reference to consolidated financial statements of **EARTHOOD SERVICES PRIVATE LIMITED** (hereinafter referred to as “Holding Company”), as of that date. Report on the Internal Financial Controls with reference to financial statements under Clause (i) of Sub-section 3 of Section 143 of the Act is not applicable to subsidiary companies which are companies not incorporated in India.

Management’s Responsibility for Internal Financial Controls

The Management and Board of Directors of the Holding Company are responsible for establishing and maintaining internal financial controls based on the internal control over financial reporting criteria established by the Company considering the essential components of internal control stated in the Guidance Note on Audit of Internal Financial Controls Over Financial Reporting issued by the Institute of Chartered Accountants of India (“the ICAI”). These responsibilities include the design, implementation and maintenance of adequate internal financial controls that were operating effectively for ensuring the orderly and efficient conduct of its business, including adherence to the Holding Company’s policies, the safeguarding of its assets, the prevention and detection of frauds and errors, the accuracy and completeness of the accounting records, and the timely preparation of reliable financial information, as required under the Companies Act, 2013.

Auditor’s Responsibility

Our responsibility is to express an opinion on the Holding Company’s internal financial controls with reference to consolidated financial statements based on our audit. We conducted our audit in accordance with the Guidance Note on Audit of Internal Financial Controls Over Financial Reporting (the “Guidance Note”) issued by the Institute of Chartered Accountants of India and the Standards on Auditing, prescribed under Section 143(10) Act., to the extent applicable to an audit of internal financial controls with reference to consolidated financial statements. Those Standards and the Guidance Note require that we comply with ethical requirements and plan and perform the audit to obtain reasonable assurance about whether adequate internal financial controls over financial reporting was established and maintained and if such controls operated effectively in all material respects.

Our audit involves performing procedures to obtain audit evidence about the adequacy of the internal financial controls system with reference to consolidated financial statements and their operating effectiveness. Our audit of internal financial controls with reference to consolidated financial statements included obtaining an understanding of internal financial controls over financial reporting, assessing the risk that a material weakness exists, and testing and evaluating the design and operating effectiveness of internal control based on the assessed risk. The procedures selected depend on the auditor’s judgement, including the assessment of the risks of material misstatement of the financial statements, whether due to fraud or error.

OFFICES AT AHMEDABAD, NOIDA, BHIWADI, PATNA (BIHAR)



We believe that the audit evidence we have obtained, is sufficient and appropriate to provide a basis for our audit opinion on the Holding Company's internal financial controls system with reference to consolidated financial statements.

Meaning of Internal Financial Controls with reference to consolidated financial statements

A company's internal financial control with reference to consolidated financial statements is a process designed to provide reasonable assurance regarding the reliability of financial reporting and the preparation of consolidated financial statements for external purposes in accordance with generally accepted accounting principles. A company's internal financial control over financial reporting includes those policies and procedures that (1) pertain to the maintenance of records that, in reasonable detail, accurately and fairly reflect the transactions and dispositions of the assets of the company; (2) provide reasonable assurance that transactions are recorded as necessary to permit preparation of financial statements in accordance with generally accepted accounting principles, and that receipts and expenditures of the company are being made only in accordance with authorisations of management and directors of the company; and (3) provide reasonable assurance regarding prevention or timely detection of unauthorised acquisition, use, or disposition of the company's assets that could have a material effect on the consolidated financial statements.

Inherent Limitations of Internal Financial Controls with reference to consolidated financial statements

Because of the inherent limitations of internal financial controls with reference to consolidated financial statements, including the possibility of collusion or improper management override of controls, material misstatements due to error or fraud may occur and not be detected. Also, projections of any evaluation of the internal financial controls with reference to consolidated financial statements to future periods are subject to the risk that the internal financial control with reference to consolidated financial statements may become inadequate because of changes in conditions, or that the degree of compliance with the policies or procedures may deteriorate.

Opinion

In our opinion to the best of our information and according to the explanations given to us, the Holding Company has, in all material respects, an adequate internal financial controls system with reference to consolidated financial statements and such internal financial controls with reference to consolidated financial statements were operating effectively as at 31st March, 2024, based on the internal control over financial reporting criteria established by the Holding Company considering the essential components of internal control stated in the Guidance Note issued by the ICAI".

For **JAGDISH CHAND & CO.**
Chartered Accountants

ICAI Firm Registration Number: 000429N


(Pawan Kumar)

Partner

Membership Number: 511057

UDIN: 24511057BKFJQ57636

Place of Signature: Gurugram

Date: 21-06-2024



EARTHOD SERVICES PRIVATE LIMITED

CIN: U93000HR2012PTC047116

Registered Office: 12003 To 12005, 12th Floor, Tower B, Emaar Digital Greens, Sector-61, Golf Course Extension Road, Gurgaon, Haryana, India, 122011

Contact Number:- +91 1244204599, Email Id: info@earthood.in, Website: www.earthood.in

Consolidated Balance Sheet As at 31st March 2024

₹ in Lakhs

Particular	Note No.	As at 31st March 2024	As at 31st March 2023	As at 1st April 2022
Assets				
1 Non-Current Assets				
a. Property, Plant and Equipment	5	27.08	32.79	163.53
b. Investment Property	6	107.87	113.39	-
c. Goodwill	7	-	22.82	-
d. Other Intangible Assets	8	-	1.49	4.05
e. Right of Use Assets	9	257.36	290.71	-
f. Financial Assets				
i. Investments	10 A	29.94	-	-
ii. Loans	11 A	1.18	2.41	2.79
iii. Other Financial Assets	12 A	13.86	10.86	2.81
g. Deferred Tax Assets (net)	13	77.11	97.32	10.69
		514.40	571.79	183.87
2 Current Assets				
a. Financial Assets				
i. Investments	10 B	1,518.64	308.23	151.26
ii. Trade Receivables	14	1,097.59	678.42	175.95
iii. Cash and Cash Equivalents	15	708.98	579.13	240.32
iv. Bank Balances other than (iii) above	16	5.28	0.38	-
v. Loans	11 B	1.23	1.31	3.62
vi. Other Financial Assets	12 B	23.61	14.34	12.04
c. Income Tax Assets (Net)	17	6.74	-	14.70
d. Other Current Assets	18	48.85	55.24	24.58
		3,410.92	1,637.05	622.47
Total		3,925.32	2,208.84	806.34
Equity and Liabilities				
1 Equity				
a. Equity Share Capital	19	954.00	3.00	3.00
b. Other Equity	20	2,206.65	1,266.30	389.71
Total Equity		3,160.65	1,269.30	392.71
2 Liabilities				
Non-Current Liabilities				
a. Financial Liabilities				
i. Borrowings	21 A	-	51.56	99.78
ii. Lease Liabilities	22	255.49	272.96	-
b. Provisions	23 A	80.44	68.21	42.90
		335.93	392.73	142.68
Current Liabilities				
a. Financial Liabilities				
i. Borrowings	21 B	-	2.00	2.00
ii. Lease Liabilities	22	17.48	15.95	-
iii. Trade Payables	24	-	-	-
(A) Total outstanding dues of micro enterprise and small enterprises		-	-	-
(B) Total outstanding dues of creditors other than micro enterprises and small enterprises		53.40	82.61	148.77
iv. Other Financial Liabilities	25	-	10.67	-
b. Other Current Liabilities	26	272.42	312.21	118.70
c. Provisions	23 B	2.74	2.44	1.48
d. Current Tax Liability (Net)	27	82.70	120.93	-
		428.74	546.81	270.95
Total		3,925.32	2,208.84	806.34

Significant Accounting Policies and Notes on Consolidated Financial Statements 1 to 56

As per our report of even date

For JAGDISH CHAND & CO.

Chartered Accountants

Firm Registration Number: 000129N

(Pawan Kumar)

Partner

Membership Number: 511057



For Earthood Services Private Limited

Kaviraj Singh

DIN-03348070

Director

Ashok Kumar Gautam

DIN-06715620

Director



Place of signing: Gurugram

Date: 21-06-2024

Vishaka Jalan
(Company Secretary)

F11984

Place of signing: Gurugram

Date: 21-06-2024

Manish Singh Negi
(Chief Financial Officer)

EARTHOOD SERVICES PRIVATE LIMITED

CIN: U93000HR2012PTC047116

Registered Office: 12003 To 12005, 12th Floor, Tower B, Emaar Digital Greens, Sector-61, Golf Course Extension Road,
Gurgaon, Haryana, India, 122011
Contact Number:- +91 1244204599, Email Id: info@earthood.in,
Website: www.earthood.in

Consolidated Statement of Profit and Loss For the year ended on 31st March 2024

₹ in Lakhs

	Particulars	Note	Year Ended 31st March 2024	Year Ended 31st March 2023
	Income			
I	Revenue from Operations	28	4,679.34	3,239.29
II	Other Income	29	38.37	15.38
III	Total income		4,717.71	3,254.67
	Expenses			
IV	Employee Benefit Expense	30	1,048.66	873.32
	Finance Costs	31	55.47	9.24
	Depreciation and Amortisation Expense	32	57.32	37.49
	Other Expenses	33	939.62	986.94
	Total expenses (IV)		2,101.07	1,906.99
V	Profit Before Tax (III-IV)		2,616.64	1,347.68
VI	Tax Expense	34		
	Current Tax Expense		683.91	337.21
	Deferred Tax		(1.39)	(81.60)
	Adjustment of Tax for prior years		0.52	18.49
	Total Tax Expense		683.04	274.10
VII	Profit for the year (V-VI)		1,933.60	1,073.58
VIII	Other Comprehensive Income/ Expenses	35		
A.	Items that will not be reclassified to profit or		102.54	9.27
	Income Tax on above		(21.65)	1.76
B.	Items to be reclassified to Profit & Loss		(0.27)	(12.94)
	Income Tax on above		0.07	3.26
	Other Comprehensive Income for the year, net of tax		80.69	1.35
IX	Total Comprehensive Income for the year (VII+VIII)		2,014.29	1,074.93
X	Profit/(Loss) attributable to			
	Equity Shareholders of Holding Company		1,925.24	1,070.73
	Non Controlling Interest		8.36	2.85
	Other Comprehensive Income attributable to		1,933.60	1,073.58
	Equity Shareholders of Holding Company		80.69	1.35
	Non Controlling Interest		-	-
	Total Comprehensive Income attributable to		80.69	1.35
	Equity Shareholders of Holding Company		2,005.93	1,072.08
	Non Controlling Interest		8.36	2.85
	Comprising Profit/(Loss) and Other Comprehensive Income		2,014.29	1,074.93
XI	Earning per equity share	36		
	Equity shares of face value ₹ 10/- each			
	--- Basic (₹)		20.27	11.25
	--- Diluted (₹)		20.27	11.25

Significant Accounting Policies and Notes on Consolidated Financial Statements

1 to 56

As per our report of even date

For JAGDISH CHAND & CO.

Chartered Accountants

Firm Registration Number: 000129N

Pawan Kumar
(Pawan Kumar)
Partner

Membership Number: 811057

Place of signing: Gurugram

Date: 21-06-2024



For Earthood Services Private Limited

Kaviraj Singh
Kaviraj Singh
DIN-03348070
Director

Vishaka Jalan
Vishaka Jalan
(Company Secretary)
F11984

Place of signing: Gurugram
Date: 21-06-2024

Ashok Kumar Gautam
Ashok Kumar Gautam
DIN-06715620
Director

Manish Singh Negi
Manish Singh Negi
(Chief Financial Officer)



EARTHOOD SERVICES PRIVATE LIMITED

CIN: U93000HR2012PTC047116
 Registered Office: 12003 To 12005, 12th Floor, Tower B, Emaar Digital Greens, Sector-61, Golf Course Extension Road,
 Gurgaon, Haryana, India, 122011
 Contact Number:- +91 1244204599, Email Id: info@earthood.in,
 Website: www.earthood.in

Consolidated Statement of Cash Flows for the Year Ended 31st March 2024

Particulars	₹ in Lakhs																			
	Year ended 31st March 2024	Year ended 31st March 2023																		
(A) CASH FLOW FROM OPERATING ACTIVITIES																				
Net Profit before tax and Extraordinary items	2,616.64	1,347.68																		
Adjustments for :																				
Depreciation and Amortisation Expense	18.45	31.67																		
Depreciation on Investment Properties	5.52	0.48																		
Foreign Currency Transition Reserve (FCTR)	(0.20)	(9.68)																		
Depreciation on Right of Use Assets	33.35	2.78																		
Amortization of Other Intangible Assets	-	2.56																		
Assets Written off	1.56	3.28																		
Profit on Sale of Investments	(11.70)	(2.02)																		
Loss/ (Gain) on foreign currency transaction (net)	72.22	32.67																		
Finance cost	27.96	9.24																		
Interest income	(2.90)	(0.43)																		
Dividend Received	(1.22)	-																		
Provision for Bad Debts and Expected Credit Loss (ECL)	11.54	2.84																		
OPERATING PROFIT BEFORE WORKING CAPITAL CHANGES	2,771.22	1,421.07																		
Working capital adjustments :																				
(Increase)/ decrease in Trade Receivables	(499.01)	(537.81)																		
Decrease/ (increase) in Advances and Other Assets	(3.47)	(37.94)																		
Increase/(decrease) in Provisions	26.72	26.27																		
Increase/(decrease) in Trade Payable	(33.13)	(66.35)																		
Increase/(decrease) in Current Liability and Other Payables	(36.75)	190.26																		
Cash Generated from operations	2,225.58	995.50																		
Direct Taxes paid / Refund	(729.40)	(220.07)																		
Net Cash from operating activities	1,496.17	775.43																		
(B) CASH FLOW FROM INVESTING ACTIVITIES																				
Purchase of Property, Plant & Equipments	(12.80)	(18.08)																		
Increase in ROU Assets	-	(293.49)																		
Investment in Equity Share Capital of Other Company	(29.94)	-																		
Investment in Listed Companies (net)	(325.66)	-																		
Investment in Mutual Funds	(784.70)	(154.94)																		
Dividend Received	1.22	-																		
Proceeds/ Creation of Fixed Deposits with Banks (Net)	(4.90)	4.37																		
Interest Income	1.80	0.05																		
Net Cash from Investing Activities	(1,154.98)	(462.09)																		
(C) CASH FLOW FROM FINANCIAL ACTIVITIES																				
Changes in Lease Liabilities	(15.94)	288.91																		
Repayment of Borrowings (Net)	(64.23)	(37.55)																		
Dividend Paid	(87.09)	(216.65)																		
Fee paid for Increase of Share Capital	(16.13)	-																		
Interest / Finance Charges	(27.96)	(9.24)																		
Net Cash from Financing Activities	(211.35)	25.47																		
NET CHANGE IN CASH AND CASH EQUIVALENTS (A+B+C)	129.85	338.82																		
Cash & Cash Equivalents as at 1st April (Opening Balance)	579.13	240.32																		
Cash & Cash Equivalents as at 31st March (Closing Balance)	708.98	579.13																		
CHANGES IN LIABILITIES ARISING FROM FINANCING ACTIVITIES																				
<table border="1"> <thead> <tr> <th>Particulars</th> <th colspan="2">Borrowings</th> </tr> </thead> <tbody> <tr> <td>As at 1st April 2022</td> <td></td> <td>101.78</td> </tr> <tr> <td>Changes in Financial Liabilities</td> <td></td> <td>(37.55)</td> </tr> <tr> <td>As at 31st March 2023</td> <td></td> <td>64.23</td> </tr> <tr> <td>Changes in Financial Liabilities</td> <td></td> <td>(64.23)</td> </tr> <tr> <td>As at 31st March 2024</td> <td></td> <td>-</td> </tr> </tbody> </table>			Particulars	Borrowings		As at 1st April 2022		101.78	Changes in Financial Liabilities		(37.55)	As at 31st March 2023		64.23	Changes in Financial Liabilities		(64.23)	As at 31st March 2024		-
Particulars	Borrowings																			
As at 1st April 2022		101.78																		
Changes in Financial Liabilities		(37.55)																		
As at 31st March 2023		64.23																		
Changes in Financial Liabilities		(64.23)																		
As at 31st March 2024		-																		
<table border="1"> <thead> <tr> <th></th> <th>31st March 2024</th> <th>31st March 2023</th> </tr> </thead> <tbody> <tr> <td>Cash & Cash Equivalents for the purpose of Cash Flow</td> <td></td> <td></td> </tr> <tr> <td>Cash and Cash Equivalents (Refer Note no. 15)</td> <td>708.98</td> <td>579.13</td> </tr> <tr> <td>Less: Bank Overdraft</td> <td>-</td> <td>-</td> </tr> <tr> <td>Total</td> <td>708.98</td> <td>579.13</td> </tr> </tbody> </table>				31st March 2024	31st March 2023	Cash & Cash Equivalents for the purpose of Cash Flow			Cash and Cash Equivalents (Refer Note no. 15)	708.98	579.13	Less: Bank Overdraft	-	-	Total	708.98	579.13			
	31st March 2024	31st March 2023																		
Cash & Cash Equivalents for the purpose of Cash Flow																				
Cash and Cash Equivalents (Refer Note no. 15)	708.98	579.13																		
Less: Bank Overdraft	-	-																		
Total	708.98	579.13																		

Note :
 i The Cash flow statement has been prepared under the 'Indirect Method' as set out in Ind AS 7-"Statement of Cash
 ii Amounts in brackets, represent Cash Outflow.

Significant Accounting Policies and Notes on Consolidated Financial Statements 1 to 56

As per our report of even date

For JAGDISH CHAND & CO. Chartered Accountants Firm Registration Number: 3000129N
 For Earthood Services Private Limited
 (Pawan Kumar) Partner Membership Number: 511957
 (Kaviraj Singh) Director DIN-05348070

Place of signing: Gurugram
 Date: 21-06-2024

Visaloka Jalan
 (Company Secretary)
 F11984
 Place of signing: Gurugram
 Date: 21-06-2024

Ashok Kumar Gautam
 DIN-06718620
 Director

Manish Singh Negri
 (Chief Financial Officer)



EARTHOD SERVICES PRIVATE LIMITED

CIN: U93000HR2012PTC047116

Registered Office: 12003 To 12005, 12th Floor, Tower B, Emaar Digital Greens, Sector-61, Golf Course Extension Road, Gurgaon, Haryana, India, 122011

Contact Number:- +91 1244204599, Email Id: info@earthood.in, Website: www.earthood.in

Consolidated Statement of Changes in Equity for the year ended 31st March 2024

A. Equity Share Capital

For the year from 1st April 2023 to 31st March 2024

Particulars	Balance at the beginning of 1st April 2023	Changes in Equity Share Capital due to prior period errors	Restated balance at the beginning of 1st April 2023	Changes in equity share capital during the current year	Balance at the end of the 31st March 2024
Equity Shares (in Numbers)	30,000	-	30,000	95,10,000	95,40,000
₹ in Lakhs	3.00	-	3.00	951.00	954.00

For the year from 1st April 2022 to 31st March 2023

Particulars	Balance at the beginning of 1st April 2022	Changes in Equity Share Capital due to prior period errors	Restated balance at the beginning of 1st April 2022	Changes in equity share capital during the current year	Balance at the end of the 31st March 2023
Equity Shares (in Numbers)	30,000	-	30,000	-	30,000
₹ in Lakhs	3.00	-	3.00	-	3.00

B. Other Equity

Particulars	Reserves and Surplus		Equity Instruments through Other Comprehensive Income	Foreign Currency Transition Reserve (FCTR)	Non Controlling Interest (NCI)	Total
	Retained Earnings	Reserve for Share Based Payments				
Balance as at 1st April 2022	378.48	-	11.54	(0.31)	-	389.71
Changes due to adoption of Ind AS	(7.41)	-	-	-	-	(7.41)
Changes due to prior period errors	8.85	-	-	-	-	8.85
Restated Balance as at 1st April 2022	379.92	-	11.54	(0.31)	-	391.15
Dividend Paid	(216.65)	-	-	-	-	(216.65)
Acquisition of NCI	-	-	-	-	22.82	22.82
Comprehensive Income for the current year	1,070.73	-	10.06	-	2.85	1,083.64
Foreign Currency Transition on Consolidation of Subsidiary	-	-	-	(9.68)	-	(9.68)
Remeasurement of Defined Benefit Obligations	(4.98)	-	-	-	-	(4.98)
Balance as at 31st March 2023	1,229.02	-	21.60	(9.99)	25.67	1,266.30
Changes due to prior period errors	(1.62)	-	-	-	-	-1.62
Restated Balance as at 1st April 2023	1,227.40	-	21.60	(9.99)	25.67	1,264.68
Comprehensive Income for the current year	1,925.24	-	67.30	-	8.36	2,000.90
Acquisition of NCI	-	-	-	-	(22.82)	(22.82)
Utilized towards issue of Bonus Shares	(951.00)	-	-	-	-	(951.00)
Foreign Currency Transition on Consolidation of Subsidiary	-	-	-	0.33	-	0.33
Dividend Paid	(87.09)	-	-	-	-	(87.09)
Remeasurement of Defined Benefit Obligations	17.76	-	-	-	-	17.76
Employee Stock Compensation Cost for the year	-	0.02	-	-	-	0.02
Transfer on Acquisition of NCI	11.21	-	-	-	(11.21)	-
Fee paid for Increase of Authorised Share Capital	(16.13)	-	-	-	-	(16.13)
Balance as at 31st March 2024	2,127.39	0.02	88.90	(9.66)	-	2,206.65

Significant Accounting Policies and Notes on Consolidated Financial Statements

1 to 56

As per our report of even date

For JAGDISH CHAND & CO.
Chartered Accountants
Firm Registration Number: 000129N
New Delhi
(Pawan Kumar)
Partner
Membership Number: 511057



For Earthood Services Private Limited

Kavraj Singh
DIN-03348070
Director

Ashok Kumar Gautam
DIN-06715620
Director



Place of signing: Gurugram
Date: 21-06-2024

Vishaka Jalan
(Company Secretary)
F11984
Place of signing: Gurugram
Date: 21-06-2024

Manish Singh Negi
(Chief Financial Officer)

EARTHOOD SERVICES PRIVATE LIMITED

Notes To Consolidated Financial Statements for Year Ended 31st March 2024

1. Corporate Information

Earthood Services Private Limited, (hereinafter referred to as “Company” or “Parent Company” or “Holding Company”) (CIN: U93000HR2012PTC047116) was incorporated on 14th September 2012 as a Private Limited Company, domiciled in India. Company has its registered office at DG-B 12-003/12-004/-12005, Tower B, Emaar Digital Greens, Sector 61, Golf Course Extn Road, Gururgram, Haryana, India, 122011.

Group specialises in validating, verifying and certifying carbon credits while promoting sustainable practices. Additionally, it offers Environmental, Social, Governance & Decarbonization advisory to clients in India and abroad. Group has multiple offices across different geographies to cater to international clients & conduct business in multiple locations.

Material Accounting Policies used in preparing Consolidated Financial Statements are set out in Note no. 3 of Notes to Consolidated Financial Statements.

Consolidated Financial Statements for year ended 31st March 2024 were approved for issue in accordance with a resolution of Board of Directors of the Holding Company on 21st June 2024.

The Holding Company and its Subsidiaries together hereinafter referred to as “the Group”.



2. General Information and Statement of Compliance with Ind AS

Consolidated Financial Statements have been prepared as a Going Concern in accordance with Indian Accounting Standards (Ind AS) notified under the Section 133 of the Companies Act, 2013 (“the Act”) read with the Companies (Indian Accounting Standards) Rules, 2015 as amended and other relevant provisions of the Act. These Consolidated financial statements include Consolidated Balance Sheet as at 31st March 2024, Consolidated Statement of Profit and Loss including Other Comprehensive Income, Consolidated Statement of Cash Flows and Consolidated Statement of Changes in Equity for the year ended 31st March, 2024, and a summary of material accounting policies and other explanatory information (together hereinafter referred to as Consolidated Financial Statements or the Financial Statements).

For the year ended 31st March 2023, Group prepared its Financial Statements in accordance with Accounting Standards notified under Section 133 of the Companies Act 2013, read with the Companies (Accounts) Rules, 2021 (Indian GAAP).

These are Group’s First Consolidated Financial Statements prepared in accordance with Ind AS. Group has followed provisions of Ind AS 101- “First Time adoption of Indian Accounting Standards” (Ind AS 101), in preparing its opening Ind AS Balance Sheet as of the date of transition, i.e., 1st April 2022. In accordance with Ind AS 101, Group has presented reconciliations of Shareholders’ Equity under Previous GAAP and Ind AS, as at 1st April, 2022 and of the Profit after Tax as per Previous GAAP and Total Comprehensive Income under Ind AS for the year ended 31st March, 2023. (Refer Note 50 for explanation of the transition to Ind AS).

Preparation of Consolidated Financial Statements requires management to make estimates and assumptions. Actual results could vary from these estimates. Estimates and underlying assumptions are reviewed on an ongoing basis. Revisions to accounting estimates are recognized in period in which estimates are revised if revision effects only that period or in the period of revision and future periods if revision affects both current and future years.



2.1. Current / Non-Current Classification

Group presents assets and liabilities in statement of financial position based on current/ non-current classification.

Group has presented non-current assets and current assets before equity, non-current liabilities and current liabilities in accordance with Schedule III, Division II of Companies Act, 2013 notified by MCA.

An asset is classified as current when:

- a) Expected to be realised or intended to be sold or consumed in normal operating cycle,
- b) Held primarily for the purpose of trading,
- c) Expected to be realised within twelve months after the reporting period, or
- d) Cash or cash equivalent unless restricted from being exchanged or used to settle a liability for at least twelve months after the reporting period.
- e) All other assets are classified as non-current.

A liability is classified as current when:

- a) It is expected to be settled in normal operating cycle,
- b) It is held primarily for the purpose of trading,
- c) It is due to be settled within twelve months after the reporting period, or
- d) There is no unconditional right to defer the settlement of the liability for at least twelve months after the reporting period.
- e) All other liabilities are classified as non-current.

Operating cycle is time between acquisition of assets for processing and their realisation in cash or cash equivalents.

Deferred tax assets and liabilities are classified as non-current assets and liabilities.

2.2. Basis of Measurement

Consolidated Financial Statements have been prepared on accrual basis and under historical cost convention except following which have been measured at fair value:

- Certain financial assets and liabilities carried at amortised cost,
- Defined benefit plans – plan assets measured at fair value,

These Consolidated financial statements are presented in Indian Rupees, which is Group's functional and presentation currency, and all amounts are stated in Lakhs of Rupees, rounded off to two decimal places, except when otherwise indicated.

The disclosures of critical accounting judgments, estimates and assumptions are provided in Note 4.



3. Material Accounting Policies

3.1. Basis of Consolidation

Basis of Accounting

- i. Financial Statements of Subsidiary Companies in the Consideration are drawn up to same reporting date as of the Holding Company for the purpose of consolidation.
- ii. Consolidated Financial Statements have been prepared in accordance with Indian Accounting Standard (Ind AS) 110– ‘Consolidated Financial Statements’ specified under Section 133 of the Companies Act, 2013 (the Act) [Companies (Indian Accounting Standards) Rules, 2015] as amended and other relevant provisions of the Act.

Principles of Consolidation

Consolidated Financial Statements relate to the Group, i.e with its Subsidiaries. Subsidiaries are those entities in which the Holding Company directly or indirectly, has interest more than 50% of the voting power or otherwise control the composition of the Board or Governing Body so as to obtain economic benefits from activities.

The Consolidated Financial Statements have been prepared as per following principles:

- i. Financial Statements of Holding Company and its Subsidiary Companies are combined on a line by line basis by adding together of the like items of Assets, Liabilities, Income and Expenses after eliminating intra-group balances, intragroup transactions, unrealized profits or losses in accordance with Ind AS 110 –‘Consolidated Financial Statements’ notified under Section 133 of the Act, read with Companies (Indian Accounting Standards) Rules, 2015 as amended time to time.
- ii. Non-Controlling Interest (NCI) in the net assets of the consolidated subsidiaries is identified and presented in the Consolidated Balance Sheet separately from liabilities and the equity attributable to Holding’s shareholders. NCI in the net assets of the consolidated subsidiaries consists of:-
 - Amount of equity attributable to NCI at the date on which investment in a subsidiary is made; and
 - NCI share of movement in the equity since the date Holding Subsidiary relationship came into existence.
- iii. For acquisitions of additional interests in subsidiary, where there is no change in control, the Group recognises a reduction to the Non-Controlling Interest of the respective subsidiary with difference between this figure and the cash paid, inclusive of transaction fees, being recognised in equity. In addition, upon dilution of non-controlling interests difference between cash received from sale of the subsidiary shares and increase to non-controlling interest is also recognised in equity.
- iv. If Group loses control over a subsidiary, it derecognises related assets (including goodwill), liabilities, non-controlling interest and other components of equity while any resultant gain or loss is recognised in



Profit and Loss. Any investment retained is recognised at fair value. The results of Subsidiaries acquired or disposed of during the year are included in Consolidated Profit and Loss Statement from the effective date of acquisition or up to the effective date of disposal, as appropriate.

- v. In case of foreign subsidiaries, being non integral foreign operations, revenue items are consolidated at the monthly average exchange rates prevailing during the year. All monetary Assets and Liabilities are converted at rates prevailing at the end of the year. Components of equity are translated at historical rate. Any Gain / (Loss) on exchange difference arising on consolidation is recognized in the Foreign Currency Translation Reserve (FCTR).
- vi. Consolidated Financial Statements are prepared using uniform Accounting Policies for like transactions and other events in similar circumstances and are presented to the extent possible, in the same manner as the Holding Company's Separate Financial Statements except as otherwise stated in the notes to the accounts.

3.2. Revenue Recognition

Measurement of Revenue

Rendering of services represents revenue earned under a wide variety of contracts with customers to provide professional services to clients.

Revenue from contracts with customers is recognized over time using the input method as services are provided to customers. Group has an enforceable right to payment at a reasonable margin for performance completed to date. In other circumstances Group provides services which are consumed by the customers as they are performed, therefore revenue can be recognized over time. The input method is used to measure progress toward complete satisfaction of the service as it provides a faithful depiction of the transfer of services, as Group charges its customers on a basis in line with costs.

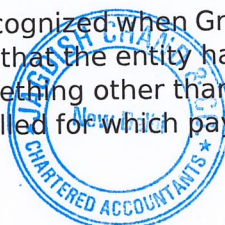
If consideration in a contract includes a variable amount (for example Reimbursement of Travelling and other expenses), Group estimates the amount of consideration to which it will be entitled in exchange for transferring services to the customer. Variable consideration is estimated at contract inception or at the moment of an adjustment in the scope or price of the contract and constrained until it is highly probable that a significant revenue reversal in amount of cumulative revenue recognized will not occur when the associated uncertainty with variable consideration is subsequently resolved.

Payment is generally due upon specific agreed moments during the performance of services, on moments that coincide with the work being performed. Using practical expedient in Ind AS 115, Group does not adjust the consideration for the effects of a significant financing component if it expects, at contract inception, that the period between Group's entitlement to payment from the customer and Group's performance under the contract will be less than twelve months.

Contract balances

- Amounts to be billed

A contract asset is recognized when Group has a right to consideration in exchange for goods or services that the entity has transferred to a customer when that right is conditional on something other than the passage of time. A contract receivable is an amount to be billed for which payment is only a matter of passage of time.



- **Trade Receivables**

A receivable represents Group's right to an amount of consideration that is unconditional (i.e., only the passage of time is required before payment of the consideration is due). Reference is made to the accounting policies of financial assets.

- **Payments on account**

A contract liability is the obligation to transfer services to a customer for which Group has received consideration (or an amount of consideration is due) from the customer. If a customer pays consideration before Group transfers services to the customer, a contract liability is recognized when the payment is made or the payment is due (whichever is earlier) as Payments on account, presented in Trade and Other Payables.

3.3. INCOME RECOGNITION

Interest Income

Interest income from debt instruments is recognised using effective interest rate method. The Effective Interest Rate (EIR) is rate that exactly discounts estimated future cash receipts through expected life of financial asset to gross carrying amount of a financial asset. When calculating effective interest rate, Group estimates expected cash flows by considering all contractual terms of financial instrument but does not consider expected credit losses.

Dividend Income

Dividends are recognised in profit and loss only when the right to receive payment is established.

Other Income

Other claims including interest on outstanding are accounted for when there is virtual certainty of ultimate collection.

3.4. Property, Plant and Equipment

The Cost of Property, Plant and Equipment comprises its purchase price net of any trade discounts and rebates, any import duties and other taxes (other than those subsequently recoverable from the tax authorities), any directly attributable expenditure on making the asset ready for its intended use, including relevant borrowing costs for qualifying assets and any expected costs of decommissioning. Expenditure incurred after Property, Plant and Equipment are ready for intended use, viz repairs and maintenance, are charged to Statement of Profit and Loss in the period in which the costs are incurred.

Subsequent costs are included in asset's carrying amount or recognised as a separate asset, as appropriate, only when it is probable that future economic benefits associated with the item will flow to Group and the cost of the item can be measured reliably. The carrying amount of any component accounted for as a separate asset is derecognised when replaced.

Depreciation method, estimated useful life and residual value

Depreciation on tangible fixed assets is provided under Written Down Value method based on useful life of the assets as prescribed in Schedule II to the Companies Act, 2013.



Depreciation on additions is being provided on pro-rata basis from the date of such additions. Similarly, depreciation on assets sold/ disposed off during the period is being provided up to the date on which such assets are sold/ disposed off.

3.5. Investment Property

Recognition

Property (land or a building-or part of a building-or both) that is held (by the owner or by the lessee under a finance lease) for long term rental yields or for capital appreciation or both is recognized as Investment Property, except

- i. Use in the production or supply of goods or services or for administrative purposes; or
- ii. Sale in the ordinary course of business

Investment property is measured initially at its cost, including related transaction costs and where applicable borrowing costs.

Subsequent Measurement

Subsequent expenditure is capitalized to the assets carrying amount only when it is probable that future economic benefits associated with the expenditure will flow to Group and the cost of the item can be measured reliably. All other expenses viz repairs, and maintenance costs are expensed when incurred. When part of an investment property is replaced, the carrying amount of replaced part is derecognised.

Depreciation

Depreciation is provided on all Investment Property on straight line basis, based on useful life of the relevant assets as prescribed in Schedule II to the Companies Act, 2013. The estimated useful life, residual values and depreciation method are reviewed at end of each reporting period.

Derecognition

An Investment Property is derecognised (eliminated from the balance sheet) on disposal or when the investment property is permanently withdrawn from use and no future economic benefits are expected from its disposal.

An Investment Property is also derecognised when property is transferred to owner-occupied property; or commencement of development with a view to sale, or transfer to inventories.

3.6. Intangible assets & Amortisation of Intangible assets

Intangible assets represent computer software and are at their cost less accumulated amortisation and impairment losses, if any. The cost of an intangible asset comprises its purchase price, including any import duties and other taxes (other than those subsequently recoverable from the taxing authorities), and any directly attributable expenditure on making the asset ready for its intended use and net of any trade discounts and rebates.

Intangible assets are being amortised on a straight-line basis over the useful life, not exceeding 5 years, as estimated by management to be the economic life of the asset over which economic benefits are expected to flow.



3.7. Leases

Group assesses at contract inception where a contract is, or contains, a lease. That is, if contract conveys right to control use of an identified asset for a period of time in exchange for consideration.

Group as a Lessee

Group applies a single recognition and measurement approach for a portfolio of leases with reasonably similar characteristics, except for short-term leases and certain leases of low-value assets.

Group recognizes lease liabilities to make lease payments and right-of-use assets representing right to use underlying assets.

Right-of-use assets (ROU Assets)

Group recognizes Right-of-Use assets at commencement date of lease (i.e., date underlying asset is available for use). Right-of-Use assets are measured at cost, less any accumulated depreciation and impairment losses, and adjusted for any remeasurement of lease liabilities. Cost of Right-of-Use assets includes amount of lease liabilities recognized, initial direct costs incurred, estimate of costs to be incurred by Group in restoring office to condition required by terms and conditions of lease and lease payments made at or before commencement date less any lease incentives received. Right-of-Use assets are depreciated on a straight-line basis over the shorter of lease term and estimated useful life of assets.

Right-of-Use assets are also subject to impairment. Refer Note No. 3.8 for Impairment of Tangible, Intangible Assets and Right of Use Assets.

Lease Liabilities

At commencement date of lease, Group recognizes lease liabilities measured at present value of lease payments to be made over lease term. Lease payments include fixed payments (including in-substance fixed payments) less any lease incentives receivable, variable lease payments that depend on an index or a rate, and amounts expected to be paid under residual value guarantees. Lease payments also include exercise price of a purchase option reasonably certain to be exercised by Group and payments of penalties for terminating lease, if lease term reflects Group exercising option to terminate.

Variable lease payments that do not depend on an index or a rate are recognized as expenses in period in which event or condition that triggers payment occurs. In calculating present value of lease payments, Group uses its incremental borrowing rate at lease commencement date. Incremental borrowing rate represents rate Group would have to pay to borrow over a similar term, and with a similar security, funds necessary to obtain asset of similar value to leased asset in a similar economic environment.

After commencement date, amount of lease liabilities is increased to reflect accretion of interest and reduced for lease payments made. In addition, carrying amount of lease liabilities is remeasured if there is a modification, a change in lease term, a change in lease payments (e.g., changes to future payments resulting from a change in an index or rate used to determine such lease payments) or a change in assessment of an option to purchase underlying asset.

Lease liability and ROU asset have been separately presented in Balance Sheet and lease payments have been classified as financing cash flows.



Short-term leases and leases of low-value assets

Group applies short-term lease recognition exemption to its leases with a lease term of 12 months or less from commencement date and do not contain a purchase option (short-term leases).

It also applies lease of low-value assets recognition exemption to leases of assets that are considered to be low value. Lease payments on short-term leases and leases of low-value assets are recognized as expense on a straight-line basis over lease term.

Group as a Lessor

Group acts as lessor through entering into leases related to office building. Leases for which Group is a lessor is classified as a finance or operating lease. Whenever terms of lease transfer substantially all risks and rewards of ownership to lessee, contract is classified as a finance lease. All other leases are classified as operating leases.

Assets subject to operating leases are presented according to nature of underlying asset in statement of financial position as Investment Properties.

Rental income arising from an operating lease is accounted for on a straight-line basis over lease term and is included in other income.

3.8. Impairment of Tangible, Intangible Assets and Right of Use Assets

Management of Group assesses at each reporting date and each Balance Sheet date whether there is any indication that carrying amount of its non- financial asset has been impaired. If any such indication exists, provision for impairment is made in accordance with Ind AS-36. An impairment loss is recognized as exceptional item for amount by which asset's carrying amount exceeds its recoverable amount.

Recoverable amount is higher of an asset's fair value less costs of disposal and value in use. Non-financial assets that suffered an impairment are reviewed for possible reversal of impairment at end of each reporting period.

3.9. Cash and Cash Equivalents

Cash and Cash equivalents include Cash on hand and at bank and other short-term highly liquid investments with original maturities of three months or less that are readily convertible to a known amount of cash and are subject to an insignificant risk of changes in value and are held for purpose of meeting short-term cash commitments.

3.10. Financial Instruments – Initial Recognition and Subsequent Measurement

A Financial Instrument is any contract that gives rise to a Financial Asset of one Entity and a Financial Liability or Equity Instrument of another Entity.

Financial Assets

Financial Assets are measured at amortised cost or Fair Value through Other Comprehensive Income or Fair Value through Profit or Loss, depending on its business model for managing those Financial Assets and Liabilities and Assets and Liabilities contractual cash flow characteristics.

Subsequent measurements of Financial Assets are dependent on initial categorisation. For impairment purposes significant financial assets are tested on an individual basis, other financial assets are assessed collectively in Companies that share similar credit risk characteristics.



Debt Instruments at Amortised Cost–

A 'Debt Instrument' is measured at amortised cost if both of the following conditions are met:

- Asset is held within a business model whose objective is to hold assets for collecting contractual cash flows, and
- Contractual terms of asset give rise on specified dates to cash flows that are Solely Payments of Principal and Interest (SPPI) on principal amount outstanding.

After initial measurement, such Financial Assets are subsequently measured at amortised cost using Effective Interest Rate (EIR) method. All other debt instruments are measured at Fair Value through Other Comprehensive Income (FVOCI) or Fair Value through Profit and Loss (FVTPL) based on the Group's business model.

Equity Investments

All Equity Investments in scope of Ind AS 109 are measured at fair value. Equity Instruments which are held for trading are classified as at fair value through Profit and Loss (FVTPL). For all other equity instruments, the Group decides to classify the same either as at Fair Value through Other Comprehensive Income (FVOCI) or Fair Value through Profit and Loss (FVTPL) on an instrument to instrument basis.

Mutual Funds

All Mutual Funds in scope of Ind AS 109 are measured at Fair Value through Other Comprehensive Income (FVOCI).

Financial Liabilities

Financial Liabilities at Fair Value through Statement of Profit and Loss include financial liabilities held for trading and financial liabilities designated upon initial recognition as at Fair Value through Statement of Profit and Loss.

Loans and Borrowings

After initial recognition, interest-bearing loans and borrowings are subsequently measured at amortised cost using Effective Interest Rate (hereinafter referred as EIR) method. Gains and Losses are recognised in statement of profit and loss when liabilities are derecognised as well as through EIR amortisation process. EIR amortisation is included as Finance Costs in statement of profit and loss.

Trade and Other Payables

A payable is classified as 'Trade Payable' if it is in respect of amount due on account of goods purchased or services received in normal course of business. These amounts represent liabilities for goods and services provided to Group prior to end of financial year which are unpaid. Trade and other payables are presented as current liabilities unless payment is not due within 12 months after reporting period.

Offsetting of Financial Instruments

Financial Assets and Financial Liabilities are offset and net amount is reported in balance sheet if there is a currently enforceable legal right to offset recognised amounts and there is an intention to settle on a net basis, to realise assets and settle liabilities simultaneously.



3.11. Impairment of Financial Assets

In accordance with Ind AS 109, Group applies Expected Credit Loss (ECL) model for measurement and recognition of impairment loss on financial assets that are debt instruments, and are measured at amortised cost e.g., Loans, Debt Securities, Deposits and Trade Receivables or any contractual right to receive cash or another financial asset that result from transactions that are within scope of Ind AS 115.

Group follows 'Simplified Approach' for recognition of impairment loss allowance on trade receivables. Application of simplified approach recognises impairment loss allowance based on lifetime ECL at each reporting date, right from its initial recognition.

For recognition of impairment loss on other financial assets and risk exposure, the Group determines that whether there has been a significant increase in the credit risk since initial recognition. If credit risk has not increased significantly, 12-month ECL is used to provide for impairment loss. However, if credit risk has increased significantly, lifetime ECL is used. If, in a subsequent period, credit quality of the instrument improves such that there is no longer a significant increase in credit risk since initial recognition, Group reverts to recognising impairment loss allowance based on 12-month ECL.

ECL impairment loss allowance (or reversal) recognized during the period is recognized under the head 'Other Expenses' in the statement of Profit and Loss. The Balance Sheet presentation for various financial instruments is described below:

Financial assets measured as at amortised cost:

ECL is presented as an allowance, i.e., as an integral part of the measurement of those assets in the Balance Sheet. This allowance reduces the net carrying amount.

Debt instruments measured at FVTPL:

Since financial assets are already reflected at fair value, impairment allowance is not further reduced from its value. Change in fair value is taken to the statement of Profit and Loss.

Debt instruments measured at FVTOCI:

Since financial assets are already reflected at Fair Value, impairment allowance is not further reduced from its value. Group does not have any Purchased or Originated Credit Impaired (POCI) financial assets, i.e., financial assets which are credit impaired on purchase/origination.

3.12. De-Recognition of Financial Assets & Financial Liabilities

A financial asset (or, where applicable, a part of a financial asset or part of a group of similar financial assets) is primarily derecognised (i.e. removed from the Group's Balance Sheet) when:

- i. The rights to receive cash flows from asset has expired, or
- ii. Group has transferred its rights to receive cash flows from the asset or has assumed an obligation to pay the received cash flows in full without material delay to a third party under a 'pass through' arrangement and either
 - (a) Group has transferred substantially all risks and rewards of the asset, or
 - (b) Group has neither transferred nor retained substantially all risks and rewards of the asset but has transferred control of the asset.



When Group has transferred its rights to receive cash flows from an asset or has entered into a pass-through arrangement, it evaluates, if and to what extent it has retained risks and rewards of ownership.

When it has neither transferred nor retained substantially all of the risks and rewards of the asset, nor transferred control of the asset, Group continues to recognise transferred asset to the extent of the Group's continuing involvement. In that case, Group also recognises an associated liability. Transferred asset and the associated liability are measured on a basis that reflects rights and obligations that Group has retained.

A Financial Liability is de-recognised when obligation under the liability is discharged or cancelled or expires. Consequently, write back of unsettled credit balances is done on the previous experience of Management and actual facts of each case and recognised in Other Operating Income if arising during normal course of business. When an existing Financial Liability is replaced by another from same lender on substantially different terms, or the terms of an existing liability are substantially modified, such an exchange or modification is treated as de-recognition of the original liability and the recognition of a new liability. Difference in respective carrying amounts is recognised in the Statement of Profit and Loss.

3.13. Cash Flows Statement

Cash flows are reported using indirect method as set out in Ind AS -7 "Statement of Cash Flows", whereby profit/ (loss) before tax is adjusted for the effects of transactions of non-cash nature and any deferrals or accruals of past or future cash receipts or payments. Cash flows from operating, investing and financing activities of the Group are segregated based on available information.

For purpose of Statement of Cash Flows, Cash and Cash Equivalents consists of cash and short-term deposits, as defined above, net of outstanding bank overdraft as they are considered an integral part of Group's cash management.

3.14. Equity and Reserves

Share Capital represents nominal value of shares that have been issued. Any transaction costs associated with issuing of shares are deducted from retained earnings, net of any related income tax benefits.

Other Components of Equity includes Other Comprehensive Income arising from actuarial gain or loss on re-measurement of defined benefit liability and return on plan assets

Retained Earnings include all current and prior period retained profits.

3.15. Employee Stock Option Plan (ESOP)

Fair Value of options granted under this option plan is recognised as an employee benefit expense with corresponding increase in equity in accordance with recognition and measurement principles as prescribed in Ind AS 102 Share Based Payments.

Total expense is recognised over vesting period, which is period over which all of specified vesting conditions are to be satisfied. At end of reporting period, Group revises its estimates of number of options that are expected to vest based on non-market vesting and service conditions. It recognises impact of revision to original estimates, if any, in profit and loss, with corresponding adjustment to equity.

No expense is recognised for options that do not ultimately vest because service conditions have not been met.



Dilutive effect, if any of outstanding options is reflected as additional share dilution in computation of diluted earnings per share.

3.16. Earnings Per Share (EPS):

Group presents basic and diluted earnings per share ("EPS") data for its equity shares.

Basic EPS is calculated by dividing profit/ (loss) attributable to equity shareholders of the Group by weighted average number of equity shares outstanding during the period.

Diluted EPS is computed using profit/ (loss) for the year attributable to equity shareholders and weighted average number of equity and potential equity shares outstanding during the period, except where the result would be anti-dilutive. Potential equity shares that are converted during the year are included in the calculation of diluted earnings per share, from the beginning of the year or date of issuance of such potential equity shares, to the date of conversion.

3.17. Fair Value Measurement

Group measures financial instruments at fair value at each balance sheet date.

Fair value is the price that would be received to sell an asset or paid to transfer a liability in an orderly transaction between market participants at the measurement date. Fair value measurement is based on presumption that transaction to sell asset or transfer liability takes place either:

- i. In the principal market for asset or liability, or
- ii. In absence of a principal market, in most advantageous market for asset or liability.

The principal or the most advantageous market must be accessible to Group.

Fair Value of an asset or liability is measured using assumptions that market participants would use when pricing the asset or liability, assuming that market participants act in their economic best interest.

A fair value measurement of a non-financial asset takes into account a market participant's ability to generate economic benefits by using asset in its highest and best use or by selling it to another market participant that would use asset in its highest and best use.

Group uses valuation techniques that are appropriate in circumstances and for which sufficient data are available to measure fair value, maximising use of relevant observable inputs and minimizing use of unobservable inputs.

All assets and liabilities for which fair value is measured or disclosed in the financial statements are categorized within the fair value hierarchy, described as follows, based on the lowest level input that is significant to the fair value measurement as a whole.

Level 1- Quoted (unadjusted) market prices in active markets for identical assets or liabilities.

Level 2- Valuation techniques for which lowest level input that is significant to fair value measurement is directly or indirectly observable.

Level 3- Valuation techniques for which lowest level input that is significant to fair value measurement is unobservable.

For assets and liabilities that are recognised in the financial statements on a recurring basis,



Group determines whether transfers have occurred between levels in the hierarchy by re-assessing categorization (based on the lowest level input that is significant to fair value measurement as a whole) at end of each reporting period.

For the purpose of fair value disclosures, the Group has determined classes of assets and liabilities on the basis of the nature, characteristics and risks of the asset or liability and the level of the fair value hierarchy as explained above.

Other Fair Value related disclosures are given in the relevant notes.

3.18. Employee benefits

Provident Fund and Employees' State Insurance

Holding Company makes contribution to statutory Provident Fund in accordance with the Employees Provident Fund and Miscellaneous Provisions Act, 1952 which is a defined contribution plan. These funds are administered through Regional Provident Fund Commissioner and contribution paid or payable is recognised as an expense in the year in which services are rendered by the employee. Group has no legal or constructive obligations to pay further contributions after payment of fixed contribution.

Holding Company's contribution to state plans namely Employee's State Insurance Fund and Employee's Pension Scheme 1995 for eligible employees is recognised as an expense in the year in which services are rendered by employee.

Gratuity

Liability recognized in respect of gratuity is present value of defined benefit obligation at end of reporting period less fair value of plan assets. Defined benefit obligation is calculated annually by actuary using Projected Unit Credit Method.

Re-measurement comprising actuarial gains and losses and return on plan assets (excluding net interest) are recognized in Other Comprehensive Income for period in which they occur and is not reclassified to profit or loss.

Compensated absences

Liabilities for Leave Encashment and Compensated Absences which are not expected to be settled wholly within operating cycle after end of period in which employees render related service are measured at present value of estimated future cash outflows which is expected to be paid using projected unit credit method. Actuarial gains and losses are recognised in statement of profit or loss in which they occur.

Other Short-Term benefits

Expense in respect of other short-term benefits is recognised on the basis of amount paid or payable for the year during which services are rendered by employees.

3.19. Foreign Currencies

Functional and Presentation Currency

Items included in Consolidated Financial Statements are measured using currency of primary economic environment in which entity operates ('functional currency'). Consolidated Financial Statements are presented in Indian Rupee (₹), which is Group's functional and presentation currency. Financial Statements are presented in ₹ in Lakhs rounded off upto two decimal points.



Transactions and Balances

In Consolidated Financial Statements of the Group, transactions in currencies other than functional currency are translated into functional currency at exchange rates ruling at date of transaction. Monetary assets and liabilities denominated in other currencies are translated into functional currency at exchange rates prevailing on reporting date. Non-monetary assets and liabilities denominated in other currencies and measured at historical cost or fair value are not retranslated.

All exchange differences are included in the statement of profit and loss.

For Advance Consideration, date of transaction for purpose of determining exchange rate to use on initial recognition of the related asset, expense or income when the Group has received or paid advance consideration in Foreign Currency.

3.20. Segment Reporting

- i. Operating segments are reported in a manner consistent with internal reporting provided to the Chief Operating Decision Maker.
- ii. Revenue and Expenses are identified to segments on the basis of their relationship to the operating activities of the segment.
- iii. The Group generally accounts for intersegment sales and transfers at cost plus appropriate margins.
- iv. Revenue, expenses, assets and liabilities which are not allocable to segments on a reasonable basis, are included under "Unallocated revenue / expenses / assets / liabilities".

3.21. Income Taxes

Income tax expense represents sum of tax currently payable and deferred tax.

Tax currently payable is based on taxable profit for the year. Taxable profit differs from 'profit before tax' as reported in statement of profit and loss because of items of income or expense that are taxable or deductible in other years and items that are never taxable or deductible. Group 's current tax is calculated using tax rates that have been enacted or substantively enacted by end of reporting period.

Deferred tax is recognised on temporary differences between carrying amounts of assets and liabilities in Consolidated Financial Statements and corresponding tax bases used in computation of taxable profits. Deferred income tax assets and liabilities are recognized for all temporary differences arising between tax bases of assets and liabilities and their carrying amounts in Consolidated Financial Statements.

Carrying amount of deferred tax assets is reviewed at end of each reporting period and reduced to extent that it is no longer probable that sufficient taxable profits will be available to allow all or part of asset to be recovered.

Deferred tax liabilities and assets are measured at tax rates that are expected to apply in period in which liability is settled or asset realised, based on tax rates (and tax laws) that have been enacted or substantively enacted by end of reporting period.

Current and Deferred Tax are recognised in profit or loss, except when they relate to items that are recognised in other comprehensive income or directly in equity, in which case, income taxes are also recognised in other comprehensive income or directly in equity respectively.



3.22. Provisions and Contingencies

Provisions

Provisions are recognised when there is a present obligation as a result of a past event, and it is probable that an outflow of resources embodying economic benefits will be required to settle obligation and there is a reliable estimate of amount of obligation. Provisions are determined by discounting expected future cash flows at a pre-tax rate that reflects current market assessment of time value of money and risks specific to liability.

Contingent Liabilities

Contingent liabilities are disclosed when there is a possible obligation arising from past events, existence of which will be confirmed only by occurrence or non-occurrence of one or more uncertain future events not wholly within control of Group or a present obligation that arises from past events where it is either not probable that an outflow of resources will be required to settle, or a reliable estimate of amount cannot be made.

Contingent Assets:

Contingent assets are not recognised but disclosed in Consolidated Financial Statements when an inflow of economic benefits is probable.

4. Critical Accounting Estimates, Assumptions and Judgements

4.1. Use of Estimates and Judgements

Preparation of Consolidated Financial statements in conformity with Ind AS requires management to make judgements, estimates and assumptions that affect application of accounting policies and reported amount of assets, liabilities, income, expenses and disclosures of contingent liabilities at date of these financial statements and reported amount of revenues and expenses for the years presented.

Estimates and underlying assumptions are reviewed on an ongoing basis. Revisions to accounting estimates are recognised in the period in which the estimates are revised and future periods affected.

4.2. Significant Management Judgements

In process of applying Group's accounting policies, management has made following estimates, assumptions and judgements, which have significant effect on amounts recognised in financial statement:

(a) Contingencies

Management judgement is required for estimating possible outflow of resources, if any, in respect of contingencies/claim/litigations against Group as it is not possible to predict outcome of pending matters with accuracy.

(b) Allowance for uncollected accounts receivable and advances.

Trade receivables do not carry any interest and are stated at their normal value as reduced by appropriate allowances for estimated irrecoverable amounts. Individual trade receivables are written off when management deems them not to be collectible. Impairment is made on expected credit losses, which are present value of cash shortfall over expected life of financial assets.



4.3. Estimation Uncertainty

Information about estimates and assumptions that have most significant effect on recognition and measurement of assets, liabilities, income and expenses is provided below.

(a) Revenue Recognition

Where revenue contracts include deferred payment terms, management of Group determines fair value of consideration receivable using expected collection period and interest rate applicable to similar instruments with a similar credit rating prevailing at date of transaction.

(b) Recoverability of Advances/ Receivables

Group from time-to-time review recoverability of advances and receivables. Review is done at least once in a financial year and such assessment requires significant management judgement based on financial position of counter-parties, market information and other relevant factors.

(c) Provisions and Contingencies

Management judgement is required for estimating possible outflow of resources, if any, in respect of contingencies/claim/litigations against Group as it is not possible to predict outcome of pending matters with accuracy.

(d) Defined Benefit Obligation (DBO)

Management's estimate of DBO is based on a number of critical underlying assumptions such as standard rates of inflation, medical cost trends, mortality, discount rate and anticipation of future salary increases. Variation in these assumptions may impact DBO amount and annual defined benefit expenses.



EARTHOOD SERVICES PRIVATE LIMITED
Notes to Consolidated Financial Statements for the year ended 31st March 2024
(All Amount in ₹ in Lakhs unless otherwise stated)

Note No. 5
Property, Plant and Equipment

Particulars	Freehold Offices	Vehicles	Office Equipments	Furniture & Fixture	Computers	Total
Gross carrying amount (at cost)						
Deemed Cost as at 1st April 2022	63.39	29.53	8.21	-	6.60	107.73
Adjustment due to Error in Previous Years (Net of Depreciation) #	55.80	-	-	-	-	55.80
Restated Cost as at 1st April, 2022	119.19	29.53	8.21	-	6.60	163.53
Add: During the year	-	-	3.94	-	14.14	18.08
Adjustment due to Error in Grouping	-	-	(1.00)	1.00	-	-
Less: Disposals /adjustments during the year	-	-	3.28	-	-	3.28
Less: Transferred to Investment Property	113.87	-	-	-	-	113.87
Balance as at 31st March 2023	5.32	29.53	7.87	1.00	20.74	64.46
Add: During the year	-	-	1.56	-	12.80	12.80
Less: Disposals /adjustments during the year	-	-	6.31	-	2.38	3.94
Balance as at 31st March 2024	5.32	29.53	6.31	1.00	31.16	73.32
Accumulated depreciation						
Balance as at 1st April 2022	-	-	-	-	-	-
Add: During the year	5.32	9.22	3.82	0.20	13.11	31.67
Less: Disposals /adjustments during the year	-	-	-	-	-	-
Balance as at 31st March 2023	5.32	9.22	3.82	0.20	13.11	31.67
Add: During the year	-	6.34	1.80	0.21	10.10	18.45
Less: Disposals /adjustments during the year	-	-	1.50	-	2.38	3.88
Balance as at 31st March 2024	5.32	15.56	4.12	0.41	20.83	46.24
Net carrying amount						
Balance as at 31st March 2022	-	13.97	2.19	0.59	10.33	27.08
Balance as at 31 March, 2023	-	20.31	4.05	0.80	7.63	32.79
Balance as at 31 March, 2024	119.19	29.53	8.21	-	6.60	163.53

Refer Note No. 50.1.B for Adjustments of Prior Period Errors

For Security of Freehold Building Refer Note No. 21C

Transition to Ind AS: On transition to Ind AS, the Group has elected to continue with the carrying value of all of its Property, Plant and Equipment and Other Intangible Assets recognised as at 1st April 2022 measured as per the previous GAAP and used that carrying value as the deemed cost of the Property, Plant and Equipment and Other Intangible Assets.



EARTHOOD SERVICES PRIVATE LIMITED
Notes to Consolidated Financial Statements for the year ended 31st March 2024
(All Amount in ₹ in Lakhs unless otherwise stated)

Note No. 6
Investment Property (At Cost)

Particulars	Freehold Offices	Total
Balance as at 1st April 2022	-	-
Additions	113.87	113.87
Transfer from Property, Plant & Equipment (Net of Depreciation)	-	-
Disposals	113.87	113.87
Balance as at 31st March 2023	-	-
Additions/Adjustments	-	-
Disposals	113.87	113.87
Balance as at 31st March 2024	-	-
Accumulated depreciation		
Balance as at 1st April 2022	-	-
Depreciation expense	0.48	0.48
Balance as at 31st March 2023	0.48	0.48
Depreciation expense	5.52	5.52
Disposals	-	-
Balance as at 31st March 2024	6.00	6.00
Net carrying amount		
Balance as at 31st March 2024	107.87	107.87
Balance as at 31st March 2023	113.39	113.39
Balance as at 1st April 2022	-	-

Note No. 6A
Amounts recognised in Profit & Loss for Investment Property:

Particular	For the year ended on 31st March 2024	For the year ended on 31st March 2023
Rental Income	9.85	0.90
Direct Operating Expenses from Investment Property generating Rental Income	-	-
Direct Operating Expenses from Investment Property not generating Rental Income	0.39	-
Profit from Investment Property before depreciation	9.46	0.90
Depreciation	5.52	0.48
Profit from Investment Property	3.94	0.42



EARTHOOD SERVICES PRIVATE LIMITED
Notes to Consolidated Financial Statements for the year ended 31st March 2024
(All Amount in ₹ in Lakhs unless otherwise stated)

Note No. 6B
Leasing Arrangements

Investment Property are leased to tenants under short term/ long term operating leases in accordance with Ind AS 116, with rentals payable monthly. Future minimum lease payments receivable under long-term operating leases of Investment Properties in the aggregate is ₹ NIL as the property was lying vacant as on 31st March 2024 (Previous Year ₹ 8.96 Lakhs). Details are given below:

Particulars	As at 31st March 2024	As at 31st March 2023
Within one year	-	8.96
Later than one year but not later than 5 years	-	-
More than 5 years	-	-

Note No. 6C
Fair value

Particulars	Fair Value Hierarchy	As at 31st March 2024
Freehold Offices	Level 3	154.96

Description of Valuation Techniques used and key inputs to Valuation on Investment Properties:

Valuation Approach - Market Approach

For properties which are ready to use office property, Market Approach and Income Approach is tested. Comparable Market Rates and Market Rents have been used for valuation. The Results based upon Market approach has been adopted for higher reliability. In Market approach, the price of comparable properties with similar features in the near by locations are referred and used for benchmarking. The valuation of property is done by an Independent Valuer and the Fair Value Hierarchy is Level 3.



EARTHOOD SERVICES PRIVATE LIMITED
Notes to Consolidated Financial Statements for the year ended 31st March 2024
(All Amount in ₹ in Lakhs unless otherwise stated)

Note No. 7
Goodwill

Particulars	Goodwill on Subsidiary	Total
	-	-
Balance as at 1st April 2022	22.82	22.82
Additions/Adjustments	-	-
Disposals	22.82	22.82
Balance as at 31st March 2023	-	-
Additions/Adjustments	22.82	22.82
Disposals	-	-
Balance as at 31st March 2024	-	-
Accumulated depreciation		
	-	-
Balance as at 1st April 2022	-	-
Depreciation expense	-	-
Balance as at 31st March 2023	-	-
Depreciation expense	-	-
Disposals	-	-
Balance as at 31st March 2024	-	-
Net carrying amount		
	-	-
Balance as at 31st March 2024	22.82	22.82
Balance as at 31st March 2023	-	-
Balance as at 1st April 2022	-	-



EARTHOOD SERVICES PRIVATE LIMITED
Notes to Consolidated Financial Statements for the year ended 31st March 2024
(All Amount in ₹ in Lakhs unless otherwise stated)

Note No.8
Other Intangible Assets (At Cost)

Particulars	Software	Total
Balance as at 1st April 2022	4.05	4.05
Additions/Adjustments	-	-
Disposals	-	-
Balance as at 31st March 2023	4.05	4.05
Additions/Adjustments	-	-
Disposals	-	-
Balance as at 31st March 2024	-	-
Accumulated depreciation		
Balance as at 1st April 2022	-	-
Depreciation expense	2.56	2.56
Balance as at 31st March 2023	-	-
Depreciation expense	2.56	2.56
Disposals	-	-
Balance as at 31st March 2024	-	-
Net carrying amount		
Balance as at 31st March 2024	-	-
Balance as at 31st March 2023	1.49	1.49
Balance as at 1st April 2022	4.05	4.05



EARTHOOD SERVICES PRIVATE LIMITED
Notes to Consolidated Financial Statements for the year ended 31st March 2024
(All Amount in ₹ in Lakhs unless otherwise stated)

Note No. 9
Right of Use Assets

Particulars	Freehold Offices	Total
Balance as at 1st April 2022	-	-
Additions	293.49	293.49
Disposals	-	-
Balance as at 31st March 2023	293.49	293.49
Additions/Adjustments	-	-
Disposals	-	-
Balance as at 31st March 2024	293.49	293.49
Accumulated depreciation		
Balance as at 1st April 2022	-	-
Depreciation expense	2.78	2.78
Disposals	-	-
Balance as at 31st March 2023	2.78	2.78
Depreciation expense	33.35	33.35
Disposals	-	-
Balance as at 31st March 2024	36.13	36.13
Net carrying amount		
Balance as at 31st March 2024	257.36	257.36
Balance as at 31st March 2023	290.71	290.71
Balance as at 1st April 2022	-	-



EARTHOOD SERVICES PRIVATE LIMITED
Notes to Consolidated Financial Statements for the year ended 31st March 2024
(All Amount in ₹ in Lakhs unless otherwise stated)

Note No. 9A
Disclosures as required under Ind-AS 116 "Leases":

Maturity analysis of lease liabilities on Unconditional basis:

Particulars	As at 31st March 2024	As at 31st March 2023
Within one year	17.49	15.93
Later than one year but not later than 5 years	113.26	96.04
More than 5 years	142.24	176.94

The Group does not face a significant liquidity risk with regard to its lease liabilities as the current assets are sufficient to meet the obligations related to lease liabilities as and when they fall due.

Amounts recognised in Statement of profit and loss:

Particular	Year ended on 31st March 2024	Year ended on 31st March 2023
Depreciation on ROU Assets	33.35	2.78
Interest on lease liabilities	26.34	2.26
Lease payments not recognised as a liability in Other Expenses		
- Variable lease payments not included in the measurement of lease Liabilities	-	-
- Expenses relating to short-term leases	-	-
- Expenses relating to leases of low-value assets, excluding short-term leases of low value assets	9.63	11.30
Total	69.32	16.34

Amounts recognised in the statement of cash flows:

Particulars	For the year 31st March 2024	For the Year 31st March 2023
Total cash outflow for leases	51.37	14.82

Future Lease Commitments

The total future cash out flow for leases that had not yet commenced: ₹ NIL (Previous year ₹ Nil).



EARTHOOD SERVICES PRIVATE LIMITED
Notes to Consolidated Financial Statements for the year ended 31st March 2024
(All Amount in ₹ in Lakhs unless otherwise stated)

Note No. 10 A
Investments - Non Current

Particulars	As at 31st March 2024	As at 31st March 2023	As at 1st April 2022
Non Current Investments (Unquoted)			
Investment in Equity Shares of Companies #	29.94	-	-
Total	29.94	-	-

Particulars	As at 31st March 2024	As at 31st March 2023	As at 1st April 2022
# Investment in Equity Shares of Other Companies (Investments at fair value through OCI)(Unquoted)			
Greenstitch Technologies Pvt Ltd	29.94	-	-
Total Investment in Equity Shares of Other Unlisted Companies (Unquoted))	29.94	-	-

Note No. 10B
Investments - Current

Particulars	As at 31st March 2024	As at 31st March 2023	As at 1st April 2022
Investment in Equity Shares of Listed Companies (Quoted)	325.66	-	-
Investment in Mutual Funds (Unquoted)	1,192.98	308.23	151.26
Total	1,518.64	308.23	151.26

Particulars	As at 31st March 2024	As at 31st March 2023	As at 1st April 2022
** Investment in Equity Shares of Listed Companies (Quoted) (Investments at fair value through OCI) (Refer Note No 10C)	325.66	-	-
***Investment in Mutual Funds (Unquoted) (Investments at fair value through OCI) (Refer Note No 10D)	1,192.98	308.23	151.26
Aggregate book value of quoted Investments	340.26	-	-
Aggregate Market value of quoted Investments	325.66	-	-
Aggregate value of unquoted Investments	1,222.91	308.23	151.26
Aggregate amount of impairment in value of Investments	-	-	-



EARTHOOD SERVICES PRIVATE LIMITED
Notes to Consolidated Financial Statements for the year ended 31st March 2024
(All Amount in ₹ in Lakhs unless otherwise stated)

Note No.10C
Investments in Equity Shares of Listed Companies (Quoted) (Investments at fair value through OCI)

Particulars	As at 31st March 2024	As at 31st March 2023	As at 1st April 2022
HDFC BANK LIMITED 3200 (31st March 2023: Nil, 1st April, 2022: Nil) Equity Shares of ₹ 1 each fully paid	46.33	-	-
KOTAK MAHINDRA BANK LTD 1050 (31st March 2023: Nil, 1st April, 2022: Nil) Equity Shares of ₹ 5 each fully paid	18.75	-	-
POLYCAB INDIA LIMITED 100 (31st March 2023: Nil, 1st April, 2022: Nil) Equity Shares of ₹ 10 each fully paid	5.07	-	-
AARTI INDUSTRIES LTD 1500 (31st March 2023: Nil, 1st April, 2022: Nil) Equity Shares of ₹ 5 each fully paid	9.98	-	-
ALKYL AMINES CHEMICALS LIMITED 630 (31st March 2023: Nil, 1st April, 2022: Nil) Equity Shares of ₹ 2 each fully paid	11.43	-	-
CLEAN SCIENCE AND TECHNOLOGY 950 (31st March 2023: Nil, 1st April, 2022: Nil) Equity Shares of ₹ 1 each fully paid	12.63	-	-
FINE ORGANIC INDUSTRIES LTD 500 (31st March 2023: Nil, 1st April, 2022: Nil) Equity Shares of ₹ 5 each fully paid	20.17	-	-
PAUSHAK LIMITED 220 (31st March 2023: Nil, 1st April, 2022: Nil) Equity Shares of ₹ 10 each fully paid	11.22	-	-
PIDILITE INDUSTRIES LTD 630 (31st March 2023: Nil, 1st April, 2022: Nil) Equity Shares of ₹ 1 each fully paid	18.99	-	-
SRF LIMITED 450 (31st March 2023: Nil, 1st April, 2022: Nil) Equity Shares of ₹ 10 each fully paid	11.52	-	-
UPL LIMITED 3000 (31st March 2023: Nil, 1st April, 2022: Nil) Equity Shares of ₹ 2 each fully paid	13.68	-	-
VINATI ORGANICS LIMITED 900 (31st March 2023: Nil, 1st April, 2022: Nil) Equity Shares of ₹ 1 each fully paid	13.24	-	-
AVENUE SUPERMARTS LTD DMART 200 (31st March 2023: Nil, 1st April, 2022: Nil) Equity Shares of ₹ 10 each fully paid	9.05	-	-
CAMPUS ACTIVEWEAR LIMITED 6300 (31st March 2023: Nil, 1st April, 2022: Nil) Equity Shares of ₹ 5 each fully paid	13.51	-	-
GMM PFAUDLER LTD 1000 (31st March 2023: Nil, 1st April, 2022: Nil) Equity Shares of ₹ 2 each fully paid	12.36	-	-
NIPPON INDIA ETF NIFTY 50 BEES 3000 (31st March: Nil, 1st April, 2022: Nil) Equity Shares of ₹ 1 each fully paid	7.41	-	-
AAVAS FINANCIERS LIMITED 900 (31st March 2023: Nil, 1st April, 2022: Nil) Equity Shares of ₹ 10 each fully paid	11.84	-	-
BAJAJ FINANCE LIMITED 230 (31st March 2023: Nil, 1st April, 2022: Nil) Equity Shares of ₹ 2 each fully paid	16.66	-	-
SBI CARDS AND PAYMENT SERV LTD 2250 (31st March 2023: Nil, 1st April, 2022: Nil) Equity Shares of ₹ 10 each fully paid	15.36	-	-
HCL TECHNOLOGIES LIMITED 50 (31st March 2023: Nil, 1st April, 2022: Nil) Equity Shares of ₹ 2 each fully paid	0.77	-	-
INFOSYS LTD 500 (31st March 2023: Nil, 1st April, 2022: Nil) Equity Shares of ₹ 5 each fully paid	7.49	-	-
LTI MINDTREE LIMITED 50 (31st March 2023: Nil, 1st April, 2022: Nil) Equity Shares of ₹ 1 each fully paid	2.47	-	-
ASIAN PAINTS INDIA LTD 630 (31st March 2023: Nil, 1st April, 2022: Nil) Equity Shares of ₹ 1 each fully paid	17.93	-	-
BERGER PAINTS INDIA LTD 400 (31st March 2023: Nil, 1st April, 2022: Nil) Equity Shares of ₹ 1 each fully paid	2.29	-	-
DIVIS LABORATORIES LIMITED 450 (31st March 2023: Nil, 1st April, 2022: Nil) Equity Shares of ₹ 2 each fully paid	15.51	-	-
Total Investment in Equity Shares of Listed Companies (Quoted)	325.66	-	-



EARTHOOD SERVICES PRIVATE LIMITED
Notes to Consolidated Financial Statements for the year ended 31st March 2024
(All Amount in ₹ in Lakhs unless otherwise stated)

Note No.10D
Investments in Mutual Funds (Unquoted) (Investments at fair value through OCI)

Particulars	As at 31st March 2024	As at 31st March 2023	As at 1st April 2022
Aditya Birla Sun Life Savings Fund - Growth 6123.249 (1st April, 2023: Nil, 1st April, 2022: Nil) Units of ₹ 10 each fully paid	30.51	-	-
Axis All Seasons Debt Fund ff Funds Regular Annual IDCW 419515.406 (1st April, 2023: Nil, 1st April, 2022: Nil) Units of ₹ 10 each fully paid	51.17	-	-
Axis Small Cap Fund - Growth Plan 72546.928 (31st March 2023: 8665.078, 1st April, 2022: Nil) Units of ₹ 10 each fully paid	62.48	5.35	-
Franklin India Small Companies Fund Growth 33736.293 (31st March 2023: Nil, 1st April, 2022: Nil) Units of ₹ 10 each fully paid	49.70	-	-
HDFC Flexicap Fund - Growth Option 2650.347 (31st March 2023: Nil, 1st April, 2022: Nil) Units of ₹ 10 each fully paid	42.56	-	-
HDFC Floating Rate Debt Fund - Wholesale Option - Regular Plan - Growth 180600.433 (31st March 2023: Nil, 1st April, 2022: Nil) Units of ₹ 10 each fully paid	81.42	-	-
HDFC Small Cap Fund - Regular Plan - Growth Plan 53134.833 (31st March 2023: Nil, 1st April, 2022: Nil) Units of ₹ 10 each fully paid	62.52	-	-
HSBC Multi Cap Fund - Regular - Growth 265202.2 (31st March 2023: Nil, 1st April, 2022: Nil) Units of ₹ 10 each fully paid	41.76	-	-
ICICI Prudential Balanced Advantage Fund- Regular Plan - Growth 145018.886 (31st March 2023: 145018.886, 1st April, 2022: 50932.51) Units of ₹ 10 each fully paid	93.45	76.16	25.24
ICICI Prudential Bluechip Fund - Growth 110743.384 (31st March 2023: Nil, 1st April, 2022: Nil) Units of ₹ 10 each fully paid	106.48	-	-
ICICI Prudential Equity and Debt Fund - Growth 25076.011 (31st March 2023: 10349.907, 1st April, 2022: Nil) Units of ₹ 10 each fully paid	84.47	24.71	-
ICICI Prudential Liquid Fund - Growth 60346.486 (31st March 2023: 46425.384, 1st April, 2022: 40245.619) Units of ₹ 10 each fully paid	213.81	153.51	126.02
ICICI Prudential Smallcap Fund - Growth 126379.052 (31st March 2023: Nil, 1st April, 2022: Nil) Units of ₹ 10 each fully paid	94.14	-	-
LIC MF Large and Mid Cap Fund Growth 197769.324 (31st March 2023: 44094.756, 1st April, 2022: Nil) Units of ₹ 10 each fully paid	61.87	10.00	-
Mirae Asset Large Cap Fund Growth Plan 47747.887 (31st March 2023: Nil, 1st April, 2022: Nil) Units of ₹ 10 each fully paid	46.05	-	-
SBI Equity Hybrid Fund Regular Growth 27978.922 (31st March 2023: 19432.105, 1st April, 2022: Nil) Units of ₹ 10 each fully paid	70.59	38.50	-
Total Investments in Mutual Funds (Unquoted)	1,192.98	308.23	151.26



EARTHOOD SERVICES PRIVATE LIMITED
Notes to Consolidated Financial Statements for the year ended 31st March 2024
(All Amount in ₹ in Lakhs unless otherwise stated)

Note No. 11 A

Loans - Non Current

Particulars	As at 31st March 2024	As at 31st March 2023	As at 1st April 2022
Unsecured, Considered Good	1.18	2.41	2.79
Loans to Employees	-	-	-
Loans having Significant increase in Credit Risk	-	-	-
Credit Impaired	1.18	2.41	2.79
Total			

Note No. 11 B

Loans - Current

Particulars	As at 31st March 2024	As at 31st March 2023	As at 1st April 2022
Unsecured, Considered Good	-	-	2.92
Loans to Related Parties	1.23	1.31	0.70
Loans to Employees	-	-	-
Loans having Significant increase in Credit Risk	-	-	-
Credit Impaired	1.23	1.31	3.62
Total			

Note No. 12 A

Other Financial Assets - Non Current

Particulars	As at 31st March 2024	As at 31st March 2023	As at 1st April 2022
Security Deposits for Right of Use Assets	11.92	10.86	-
Fixed Deposits with more than 12 month Maturity	1.94	-	2.81
Total	13.86	10.86	2.81
Fixed Deposits under lien/custody with Banks /Others	1.94	-	2.81

Note No. 12 B

Other Financial Assets - Current

Particulars	As at 31st March 2024	As at 31st March 2023	As at 1st April 2022
Security Deposits	2.95	2.15	3.64
Contract Assets - Unbilled Revenue	20.61	12.19	8.40
Dividend Receivable	0.05	-	-
Total	23.61	14.34	12.04



EARTHOOD SERVICES PRIVATE LIMITED
Notes to Consolidated Financial Statements for the year ended 31st March 2024
(All Amount in ₹ in Lakhs unless otherwise stated)

Note No. 13

Deferred Tax Assets (Net)

Particulars	As at 31st March 2024	As at 31st March 2023	As at 1st April 2022
Total Deferred Tax Assets	106.60	106.44	14.13
Total Deferred Tax Liabilities	29.49	9.12	3.44
Net Deferred Tax Assets	77.11	97.32	10.69

Note No. 13 A

Movement in Deferred Tax Liabilities

Particulars	Investment Property	Remeasurement of Defined Benefit Plan	Gain on Investments & FCTR
As at 1st April, 2022	-	-	3.54
Recognised in Profit & Loss	6.15	-	-
Recognised in Other Comprehensive Income	-	(1.29)	2.79
As at 31st March 2023	6.15	(1.29)	6.33
Recognised in Profit & Loss	-	-	-
Recognised in Other Comprehensive Income	-	3.57	18.15
As at 31st March 2024	6.15	2.28	24.48

Note No. 13B

Movement in Deferred Tax Assets

Particulars	Property, Plant & Equipment	Impairment Allowance & Others	Employee Benefits
As at 1st April, 2022	1.79	1.08	11.15
Recognised in Profit & Loss	7.71	73.44	6.61
Recognised in Other Comprehensive Income	-	-	-
As at 31st March 2023	9.50	74.52	17.76
Recognised in Profit & Loss	(0.67)	(1.09)	3.16
Recognised in Other Comprehensive Income	-	-	-
As at 31st March 2024	8.83	73.43	20.92



EARTHOOD SERVICES PRIVATE LIMITED
Notes to Consolidated Financial Statements for the year ended 31st March 2024
(All Amount in ₹ in Lakhs unless otherwise stated)

Note No. 14

Trade Receivables - Current

Particulars	As at 31st March 2024	As at 31st March 2023	As at 1st April 2022
(a) Trade Receivables considered good - Secured	-	-	-
(b) Trade Receivables considered good - Unsecured	1,116.28	685.57	180.25
(c) Trade Receivables which have significant increase in Credit Risk	0.05	-	-
(d) Trade Receivables - credit impaired	-	-	-
Gross Trade Receivables	1,116.33	685.57	180.25
Less: Allowance for Doubtful Receivables			
(a) Trade Receivables which have significant increase in Credit Risk	0.05	-	-
(b) Trade Receivables - Credit Impaired	-	-	-
(c) Expected Credit Loss Allowance	18.69	7.15	4.30
Total Allowance for Doubtful Receivables	18.74	7.15	4.30
Total	1,097.59	678.42	175.95

Movement in impairment allowance – Trade Receivables

Reconciliation of Loss Allowance	Loss allowance
Impairment Loss allowance on 1st April, 2022	4.30
Expected credit loss (ECL) Recognized/ (Reversal)	2.85
Impairment Loss allowance on 31st March, 2023	7.15
Expected credit loss (ECL) Recognized/ (Reversal)	11.59
Impairment Loss allowance on 31st March, 2024	18.74

No trade or other receivable are due from directors or officers of Group either severally or jointly with other person. Nor any trade or other receivable are due from firms or private companies respectively in which any director is a partner, a director or a member.

For Trade Receivables Ageing Schedule for 31st March 2024 & 31st March 2023 Refer Note No. 39

Note No. 15

Cash and Cash Equivalents

Particulars	As at 31st March 2024	As at 31st March 2023	As at 1st April 2022
Balances with banks			
Current Accounts	702.22	567.50	239.88
Fixed Deposits with less than 3 Month Maturity	0.90	4.75	-
Cash in hand	5.86	6.88	0.44
Total	708.98	579.13	240.32

Note No. 16

Bank Balances other than Cash and Cash Equivalents

Particulars	As at 31st March 2024	As at 31st March 2023	As at 1st April 2022
Fixed Deposits with original maturity of more than 3 months but less than 12 months	3.80	-	-
Interest Accrued on Fixed Deposits	1.48	0.38	-
Total	5.28	0.38	-



EARTHOOD SERVICES PRIVATE LIMITED
Notes to Consolidated Financial Statements for the year ended 31st March 2024
(All Amount in ₹ in Lakhs unless otherwise stated)

Note No. 17

Income Tax Assets (Net)

Particulars	As at 31st March 2024	As at 31st March 2023	As at 1st April 2022
Income Tax Refundable (Net of provision for taxation)	6.74	-	14.70
Total	6.74	-	14.70

Note No. 18

Other Current Assets

Particulars	As at 31st March 2024	As at 31st March 2023	As at 1st April 2022
Balance Receivable from Government	15.09	13.83	3.13
GST Recoverable	3.66	29.61	2.94
Earnest Money Deposits	10.88	10.22	10.07
Prepaid expenses	9.09	-	-
Advances Recoverable from Others	-	0.08	-
Advances to Suppliers	4.15	-	3.49
Advances Recoverable from Employees	5.98	1.50	4.95
Total	48.85	55.24	24.58

Note No. 19

Share Capital

Particulars	As at 31st March 2024	As at 31st March 2023	As at 1st April 2022
Authorised Share Capital			
2,00,00,000 (FY 2021-22 & FY 2022-23, 1,80,000) Equity Shares of Rs. 10/- each	2,000.00	18.00	18.00
Total Authorised Share Capital	2,000.00	18.00	18.00
Issued, subscribed and fully paid-up shares			
95,40,000 (PY 2022-23 & FY 2021-22, 30,000) Equity Shares of Rs. 10/- each fully paid up	954.00	3.00	3.00
Total subscribed and fully paid up Share Capital	954.00	3.00	3.00



EARTHOOD SERVICES PRIVATE LIMITED

Notes to Consolidated Financial Statements for the year ended 31st March 2024

(All Amount in ₹ in Lakhs unless otherwise stated)

b) Reconciliation of the shares outstanding at the beginning and at the end of reporting period:

Particulars	As at 31st March 2024		As at 31st March 2023		As at 1st April 2022	
	Number of shares	Amount	Number of shares	Amount	Number of shares	Amount
Equity shares						
At the commencement of the year	30,000	3.00	30,000.00	3.00	30,000.00	3.00
Add: Bonus Shares issued during the year	95,10,000	951.00	-	-	-	-
At the end of the year	95,40,000	954.00	30,000.00	3.00	30,000.00	3.00

c) Terms, rights, preferences and restrictions attached to equity shares

Equity Shares: The Holding Company has issued one class of Equity Shares having face value of ₹ 10 per share. Each shareholder is eligible for one vote per share held. The dividend proposed by the Board of Directors is subject to the approval of the shareholders in the ensuing Annual General Meeting except in case of interim dividend. In the event of liquidation the equity shareholders are eligible to receive the remaining assets of the Company after distribution of all preferential amounts in proportion to their shareholding.

d) Details of shares held by shareholders holding more than 5% of the aggregate shares in the Company

Equity shares	As at 31st March 2024		As at 31st March 2023		As at 1st April 2022	
	Number of shares	% of holding	Number of shares	% of holding	Number of shares	% of holding
Kaviraj Singh	75,41,370	79.05	20,000	66.67	10,000	33.34
Sanjeev Kumar	-	-	-	-	10,000	33.33
Ashok Gautam	16,21,800	17.00	10,000	33.33	10,000	33.33

e) Shares held by promoters :



Promoter Name	As at 31st March 2024		As at 31st March 2023		As at 1st April 2022	
	Number of shares	% of holding	Number of shares	% of holding	Number of shares	% of holding
Kaviraj Singh	75,41,370	79.05	20,000	66.67	10,000	33.34
Ashok Gautam	16,21,800	17.00	10,000	33.33	10,000	33.33

f) Changes in Shareholding of Promoters

Promoter Name	As at 31st March 2024		As at 31st March 2023	
	% of change in Promoter Shareholding	% of change in Promoter Shareholding	Number of shares	% of holding
Kaviraj Singh	12.38	33.34		
Ashok Gautam	-16.33	-		

g) There were no buy back of shares, or issue of shares pursuant to contract without payment being received in cash during the previous 5 years.

h) The Company has issued 95,10,000 Bonus Shares of ₹ 10 Face Value to the eligible Share Holders during the financial year 2023-24.



EARTHOOD SERVICES PRIVATE LIMITED

Notes to Consolidated Financial Statements for the year ended 31st March 2024

(All Amount in ₹ in Lakhs unless otherwise stated)

Note No. 20

Other Equity

Particulars	As at 31st March 2024	As at 31st March 2023	As at 1st April 2022
Retained Earnings	2,127.39	1,229.02	378.48
Equity Instruments through Other Comprehensive Income	88.90	21.60	11.54
Reserve for Share Based Payments	0.02	-	-
Foreign Currency Transition Reserve (FCTR)	(9.66)	(9.99)	(0.31)
Non Controlling Interest (NCI)	-	25.67	-
Total	2,206.65	1,266.30	389.71

Particulars	As at 31st March 2024	As at 31st March 2023	As at 1st April 2022
Retained Earnings			
Opening Balance	1,229.02	378.48	214.80
Changes due to adoption of Ind AS	-	(7.41)	(58.24)
Changes due to Prior Period Errors	(1.62)	8.85	27.19
Restated Opening Balance at the beginning of the year	1,227.40	379.92	183.75
Add: Profit during the year	1,925.24	1,070.73	194.73
Add/ (Less): Fee paid for Increase of Authorised Share Capital	(16.13)	-	-
Add/ (Less): Dividend Paid	(87.09)	(216.65)	-
Add/ (Less): Utilized towards issue of Bonus Shares	(951.00)	-	-
Add/ (Less): Transfer on Acquisition of NCI	11.21	-	-
Add/ (Less): Remeasurement of Defined Benefit Obligations	17.76	(4.98)	-
Balance at the end of the year	2,127.39	1,229.02	378.48

Equity Instruments through Other Comprehensive Income	As at 31st March 2024	As at 31st March 2023	As at 1st April 2022
Balance as at the beginning of the year	21.60	11.54	-
Add/ (Less): Total Comprehensive Income for the current year on Equity Shares	(14.60)	-	-
Add/ (Less): Total Comprehensive Income for the current year on Mutual Funds	102.95	13.02	14.99
Income Tax Effect on Above	(21.05)	(2.96)	(3.45)
Balance at the end of the year	88.90	21.60	11.54

Reserve for Share Based Payments	As at 31st March 2024	As at 31st March 2023	As at 1st April 2022
Balance as at the beginning of the year	-	-	-
Add/ (Less): Employee Stock Compensation Cost for the year	0.02	-	-
Balance at the end of the year	0.02	-	-

Foreign Currency Transition Reserve (FCTR)	As at 31st March 2024	As at 31st March 2023	As at 1st April 2022
Balance as at the beginning of the year	(9.99)	(0.31)	-
Foreign Currency Transition on Consolidation of Subsidiary	0.33	(9.68)	(0.31)
Balance at the end of the year	(9.66)	(9.99)	(0.31)

Non Controlling Interest (NCI)	As at 31st March 2024	As at 31st March 2023	As at 1st April 2022
Balance as at the beginning of the year	25.67	-	-
Acquisition of NCI	-	22.82	-
Profit/(Loss) attributable to NCI	8.36	2.85	-
Add/ (Less): Transfer on Acquisition of NCI	(34.03)	-	-
Balance at the end of the year	-	25.67	-



EARTHOOD SERVICES PRIVATE LIMITED
Notes to Consolidated Financial Statements for the year ended 31st March 2024
(All Amount in ₹ in Lakhs unless otherwise stated)

Retained Earnings

Retained Earnings include all current and prior period retained profits. Retained earnings are the profits that the Group has earned till date less any dividends or other distributions to shareholders of the Group.

Reserve for Share Based Payments

Fair value of equity-settled share based payment transactions with employees is recognized in Statement of Profit and Loss with corresponding credit to Reserve for Share based Payments. For Details Refer Note No 44.

Equity Instruments through Other Comprehensive Income

Other Components of Equity includes Other Comprehensive Income arising due to investments valued at fair value through Other Comprehensive Income.

Foreign Currency Transition Reserve (FCTR)

This reserve contains accumulated balance of foreign exchange differences from translation of the financial statements of the group's foreign operations arising at the time of consolidation of such entities. Such foreign exchange differences are recognised in OCI. Exchange differences previously recognised in the reserve are reclassified to the profit & Loss on disposal of foreign operations.

Non Controlling Interest (NCI)

Non-controlling interests that are present ownership interests and entitle their holders to a proportionate share of the entity's net assets in the event of liquidation may be initially measured at the non-controlling interests' proportionate share of the recognised amounts of the acquiree's identifiable net assets



EARTHOOD SERVICES PRIVATE LIMITED
Notes to Consolidated Financial Statements for the year ended 31st March 2024
(All Amount in ₹ in Lakhs unless otherwise stated)

Note No. 21 A
Borrowings - Non Current

Particulars	As at 31st March 2024	As at 31st March 2023	As at 1st April 2022
Secured- at amortised cost			
Term Loan			
- from banks against Freehold Offices	-	51.56	83.50
- from banks for Vehicles	-	-	16.28
Total	-	51.56	99.78

Note No. 21 B
Borrowings - Current

Particulars	As at 31st March 2024	As at 31st March 2023	As at 1st April 2022
Secured- at amortised cost			
Term Loan			
- from banks against Freehold Offices	-	-	-
- from banks for Vehicles	-	-	-
Unsecured			
Loan from Director	-	2.00	2.00
Total	-	2.00	2.00

Note No. 21 C

The Vehicle Loan is secured by way of Hypothecation of respective Vehicle.
Loan Against Free Hold office is secured by equitable mortgage of the premises.
The Group has not defaulted on any loans/deposits payable during the year and has satisfied all debt covenants prescribed by lenders.

Note No. 22
Lease Liabilities

Particulars	As at 31st March 2024	As at 31st March 2023	As at 1st April 2022
Non Current Lease Liabilities	255.49	272.96	-
Current Lease Liabilities	17.48	15.95	-
Total	272.97	288.91	-

Note No. 23 A
Provisions - Non Current

Particulars	As at 31st March 2024	As at 31st March 2023	As at 1st April 2022
Employee benefits			
Compensated Absences	22.26	13.75	5.62
Gratuity	58.18	54.46	37.28
Total	80.44	68.21	42.90

Note No. 23 B
Provisions - Current

Particulars	As at 31st March 2024	As at 31st March 2023	As at 1st April 2022
Employee benefits			
Compensated Absences	1.17	0.66	0.21
Gratuity	1.57	1.78	1.27
Total	2.74	2.44	1.48



EARTHOOD SERVICES PRIVATE LIMITED

Notes to Consolidated Financial Statements for the year ended 31st March 2024

(All Amount in ₹ in Lakhs unless otherwise stated)

Movement of Provisions (Current and Non Current):

Particulars	Compensated Absences	Gratuity
As at 1st April 2023	14.41	56.24
Credited during the year	9.09	3.51
Paid during the year	(0.07)	-
As at 31st March 2024	23.43	59.75

Provision for Compensated Absences (Unfunded):

Compensated Absences to an extent is a terminal employee benefit, which covers The Holding Company's liability towards earned leaves of employees of the Company.

Provision for Gratuity (Unfunded):

The Holding Company provides gratuity for employees in India as per the Payment of Gratuity Act 1972. Employees who are in continuous service for a period of 5 years are eligible for gratuity.

Refer Note No . 41 for Disclosure related to Ind AS 19 "Employee Benefits")

Note No. 24

Trade Payables


Particulars	As at 31st March 2024	As at 31st March 2023	As at 1st April 2022
Total outstanding dues of micro and small enterprises*	-	-	-
Total outstanding dues of creditors other than micro and small enterprises	53.40	82.61	148.77
Total	53.40	82.61	148.77

For Trade Creditors Ageing Schedule for 31st March 2024 & 31st March 2023 Refer Note No. 40

*** Disclosure pursuant to Section 22 of The Micro, Small and Medium Enterprise Development Act, 2006 (MSMED Act)**

Parties covered under "The Micro, Small and Medium Enterprise Development Act, 2006" (MSMED Act, 2006) have been identified on the basis of confirmation received from respective parties. The disclosures pursuant to the said MSMED Act are as follows:

Particulars	As at 31st March 2024	As at 31st March 2023	As at 1st April 2022
a. Amount payable to Suppliers under MSMED (Suppliers)			
Principal	-	-	-
Interest due thereon	-	-	-
b. Payment made to suppliers beyond the appointed day during the year	-	-	-
Principal	-	-	-
Interest due thereon	-	-	-
c. Amount of interest due and payable for delay in payment (which has been paid but beyond the appointed day during the year) but without adding the interest under MSMED	-	-	-
d. Amount of interest accrued and remaining unpaid	-	-	-
e. Amount of interest remaining due and payable to suppliers disallowable as deductible expenditure under Income Tax Act, 1961	-	-	-
f. Amount of further interest due and payable even in the succeeding year, until such date when the interest dues as above are actually paid	-	-	-



EARTHOOD SERVICES PRIVATE LIMITED

Notes to Consolidated Financial Statements for the year ended 31st March 2024

(All Amount in ₹ in Lakhs unless otherwise stated)

Note No. 25

Other Current Financial Liabilities:

Particulars	As at 31st March 2024	As at 31st March 2023	As at 1st April 2022
Current Maturities of Long Term Debts	-	-	-
From Banks	-	10.67	-
Total	-	10.67	-

Refer Note No. 21C for Security of Term Loans

Note No. 26

Other Current Liabilities:

Particulars	As at 31st March 2024	As at 31st March 2023	As at 1st April 2022
Income Received in Advance - Contract Liabilities	91.37	85.75	59.78
Security Deposits Received	1.82	1.99	-
Employee Benefits Payable	55.08	43.38	21.08
Directors Remuneration Payable	7.41	70.22	10.52
Advance Received from Customer	37.81	28.26	2.53
Employee Reimbursement Payable	4.14	6.73	5.81
Statutory Dues Payable	61.16	73.66	17.07
Other Payables	0.01	-	1.91
Expenses Payable	13.62	2.22	-
Total	272.42	312.21	118.70

Note No. 27

Current Tax Liability (Net):

Particulars	As at 31st March 2024	As at 31st March 2023	As at 1st April 2022
Current Tax Payable for the year	692.70	361.23	27.00
Less: Adjustment with Advance Tax & TDS	610.00	240.30	27.00
Total	82.70	120.93	-



EARTHOOD SERVICES PRIVATE LIMITED
Notes to Consolidated Financial Statements for the year ended 31st March 2024
(All Amount in ₹ in Lakhs unless otherwise stated)

Note No. 28
Revenue From Operations

Particulars	Year Ended 31st March 2024	Year Ended 31st March 2023
Sale of Services		
Service Income - Certification & Advisory	4,679.34	3,239.29
Total	4,679.34	3,239.29

Note No. 28 A
Disclosures as required under Ind-AS 115" Revenue from contracts with customer":

(a) Disaggregation of Revenue:

The Group's business activities predominantly relate to Validating, Verifying and Certifying carbon offsets and advisory on Environmental, Social, Governance & Decarbonization to clients in India and abroad. The same is only segment of the Group.

Timing of transfer of services

Particulars	Year Ended 31st March 2024	Year Ended 31st March 2023
- Over the Time	4,679.34	3,239.29
- Point in time	-	-
Total	4,679.34	3,239.29

Geographical Market

Particulars	Year Ended 31st March 2024	Year Ended 31st March 2023
Gross revenue recognized during the year (Refer Note No 28A (c)		
- India	692.62	663.34
- Outside India	3,989.96	2,598.12
Total	4,682.58	3,261.46

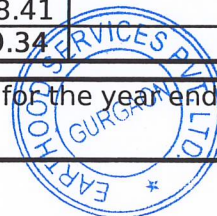
(b) Remaining performance obligations to be executed :

Particulars	Year Ended 31st March 2024	Year Ended 31st March 2023
Service Income - Certification & Advisory	470.60	447.52
Total	470.60	447.52

(c) Reconciliation of revenue recognized with Contract Price:

Particulars	Year Ended 31st March 2024	Year Ended 31st March 2023
Gross revenue recognized during the year	4,682.58	3,261.46
Add/ (Less): Variable Consideration in the Contract with customers	(6.04)	-
Add/ (Less): Advance received from Customers	(5.61)	(25.96)
Add/ (Less): Unbilled Revenue	8.41	3.79
Total	4,679.34	3,239.29

No single Customer Contributed 10% or more to the Group's revenue for the year ended 31st March 2024 and 31st March 2023.



EARTHOOD SERVICES PRIVATE LIMITED
Notes to Consolidated Financial Statements for the year ended 31st March 2024
(All Amount in ₹ in Lakhs unless otherwise stated)

Contract Balances

Particulars	Year Ended 31st March 2024	Year Ended 31st March 2023
Contract Assets		
- Unbilled Revenue	20.61	12.19
Contract Liabilities		
Advance received from Customers	91.37	85.75

Note No. 29

Other Income

Particulars	Year Ended 31st March 2024	Year Ended 31st March 2023
Interest income on financial assets at amortised cost		
- On deposits with banks	1.55	-
Interest Income from financial assets carried at Fair Value	1.35	0.43
Miscellaneous Income	12.70	11.39
Interest on Income Tax Refund	-	0.64
Profit on Sale of Investments	11.70	2.02
Dividend Income from Current Investments	1.22	-
Rental Income	9.85	0.90
Total	38.37	15.38

Note No. 30

Employee Benefits Expense

Particulars	Year Ended 31st March 2024	Year Ended 31st March 2023
Salary and Bonus	616.45	375.21
Contribution to provident and other funds	110.54	69.15
Share Based Payments #	0.02	-
Directors Remuneration ##	275.38	387.98
Compensated Absences Expense	9.09	8.59
Gratuity Expenses	17.70	14.00
Staff welfare expenses	19.48	18.39
Total	1,048.66	873.32

For Share Based Payments Refer Note No. 44

For Related Party Disclosure Refer Note No. 42

Note No.31

Finance Costs

Particulars	Year Ended 31st March 2024	Year Ended 31st March 2023
Interest expense on Financial Liabilities at amortised cost	26.34	2.26
Interest expenses on Term Loan	1.62	6.98
Interest on Income Tax	27.51	-
Total	55.47	9.24



EARTHOOD SERVICES PRIVATE LIMITED

Notes to Consolidated Financial Statements for the year ended 31st March 2024

(All Amount in ₹ in Lakhs unless otherwise stated)

Note No. 32

Depreciation Expense

Particulars	Year Ended 31st March 2024	Year Ended 31st March 2023
Depreciation of Property, Plant and Equipment	18.45	31.67
Depreciation of Investment Property	5.52	0.48
Depreciation of Right of Use Assets	33.35	2.78
Amortization of Other Intangible Assets	-	2.56
Total	57.32	37.49


Note No. 33

Other Expenses

Particulars	Year Ended 31st March 2024	Year Ended 31st March 2023
Business Promotion & Marketing	73.97	149.32
Accounting Fees	12.31	7.57
Insurance Expense	10.61	8.79
Auditors Remuneration *	3.51	0.50
Legal Fee	2.78	4.19
Office Expenses	12.62	38.37
Repair and Maintenance	13.88	1.91
Fees & Subscription	44.74	2.85
Bank Charges	10.15	2.17
Miscellaneous Expenses	2.90	10.18
Communication Expenses	1.86	-
Office Consumables/Maintenance	1.44	25.89
Professional Charges	348.13	473.22
Travelling & Conveyance Expenses	210.63	197.29
Rent Expenses	9.63	11.30
Website Development Expenses	6.88	-
Electricity & Water Expenses	1.82	-
Bad Debts	0.05	3.34
Expected Credit Loss	11.54	2.84
Foreign Exchange Flutuation (Net)	72.22	32.67
Recruitment Services	0.60	0.33
Stipend	2.55	2.40
Rates & Taxes	11.17	-
Assets Written off	1.56	-
STT Paid on Shares	0.33	-
Corporate Social Responsibility (CSR) Expenses #	8.75	-
Seminar & Training Expenses	62.99	11.81
Total	939.62	986.94

*** Auditors Remuneration**

Particulars	Year Ended 31st March 2024	Year Ended 31st March 2023
Audit Fee	3.06	0.25
Tax Audit Fee	-	0.25
Audit Fee (Earlier Years to previous auditors)	0.45	-
Reimbursement of expenses	-	0.76
Other Matters & Certifications(Included in Professional charges)	4.80	29.67



EARTHOOD SERVICES PRIVATE LIMITED
Notes to Consolidated Financial Statements for the year ended 31st March 2024
(All Amount in ₹ in Lakhs unless otherwise stated)

Disclosure related to Corporate Social Responsibility (CSR) Expenses

Particulars	Year Ended 31st March 2024	Year Ended 31st March 2023
(i) Gross amount required to be spent by the Holding Company during the year as per provisions of section 135 of the Companies Act, 2013 i.e. 2% of average net profits for last three financial years, calculated as per section 198 of the Companies Act, 2013.	8.75	-
(ii) Gross amount spent by the Holding Company during the year		
i. Construction/Acquisition of assets	8.75	-
ii. On purpose other than (i) above	-	-
Total	8.75	-
(iii) Shortfall/(Excess) for the year (i-ii)	-	-
(iv) Total of previous years shortfall	-	-
(v) Previous years shortfall spent during the year	-	-
(vi) Reason for shortfall	N.A	N.A
(vii) Nature of CSR Activities	Promoting Education	N.A
(viii) CSR Activities with Related Parties	-	-
(ix) Movement of CSR Provision :		
Opening Provision	-	-
Created during the year	8.75	-
Utilized during the Year	8.75	-
Closing Provision	-	-

Note No. 34

IncomeTax

Amounts recognised in Statement of Profit and Loss

The major components of Income Tax Expense are

Particulars	Year Ended 31st March 2024	Year Ended 31st March 2023
Current tax		
Current year	683.91	337.21
Adjustment for prior years	0.52	18.49
	684.43	355.70
Deferred tax		
Origination and reversal of temporary differences	(1.39)	(81.60)
Income tax expense reported in the statement of profit and loss	683.04	274.10



EARTHOOD SERVICES PRIVATE LIMITED

Notes to Consolidated Financial Statements for the year ended 31st March 2024

(All Amount in ₹ in Lakhs unless otherwise stated)

Amounts recognised in Other Comprehensive Income

The major components of income tax expense are:

Particulars	Year Ended 31st March 2024	Year Ended 31st March 2023
Income Tax		
Remeasurement of Defined Benefit Plan (Loss)/ Gain	3.57	(1.29)
Net (loss)/gain on FVTOCI on Securities	18.08	(0.47)
Foreign Currency Transition Reserve (FCTR)	0.07	3.26
Income Tax charges to Other Comprehensive Expense/ (Income)	21.72	1.50

Reconciliation of Effective Tax Rate

Reconciliation of tax expense and the accounting profit/ (loss) multiplied by India's domestic tax rate for the year ended 31st March 2024 and 31st March 2023

Particulars	Year Ended 31st March 2024	Year Ended 31st March 2023
Profit Before Tax	2,616.64	1,347.68
Enacted tax rates in india	26.168%	26.168%
Tax using the Company's domestic tax rate	684.72	352.66
Tax effect of:		
Adjustment under Income tax act for Allowances/ (Disallowances) (Net)	(77.11)	(76.06)
Total Tax on Business Income	607.61	276.60
Tax on Rental Income (Net of Deductions)	1.80	-
Tax on Capital Gains	0.59	-
Tax on Foreign Territory	73.91	60.61
Total Tax	683.91	337.21



EARTHOOD SERVICES PRIVATE LIMITED

Notes to Consolidated Financial Statements for the year ended 31st March 2024

(All Amount in ₹ in Lakhs unless otherwise stated)

Note No. 35

Other Comprehensive Income

Particulars	Year Ended 31st March 2024	Year Ended 31st March 2023
Other Comprehensive Income		
Items that will not be reclassified to Profit or Loss		
Remeasurement of Defined Benefit Plan (Loss)/ Gain	14.19	(3.70)
Net (loss)/gain on FVTOCI on Securities	88.35	12.97
Income tax effect on above	(21.65)	1.76
Total	80.89	11.03
Other Comprehensive Income for items to be reclassified to Profit and Loss for the year, net of tax		
Items that will be reclassified to profit or loss	(0.27)	(12.94)
Income tax effect on above	0.07	3.26
Total	(0.20)	(9.68)
Other Comprehensive Income for the year, net of tax for items not to be reclassified to profit and loss for the year, net of tax	80.69	1.35

Note No.36

Earnings Per Share (EPS)

Basic and Diluted Earnings per Share

Particulars	Year Ended 31st March 2024	Year Ended 31st March 2023
Profit/ (loss) after tax attributable to equity shareholders (₹. In Lakh)	1,933.60	1,073.58
Basic Earnings Per Share (₹)	20.27	11.25
Diluted Earnings Per Share (₹)	20.27	11.25

Note -36 A

Weighted Average Number Of Equity Shares Used As Denominator	Year Ended 31st March 2024	Year Ended 31st March 2023
No. of Equity shares at the beginning of the year	30,000	30,000
Add: Weighted average number of equity shares issued during the year #	95,10,000	95,10,000
Weighted average number of Equity shares for Basic EPS	95,40,000	95,40,000
Add: Adjustment for ESOP	287	-
Weighted average number of equity shares for Diluted EPS	95,40,287	95,40,000
Face Value per Equity Share (₹)	10	10

9510000 equity shares of ₹ 10/- each were issued as fully paid Bonus Shares with right pari passu with existing equity share during the year 2023-24 as approved by Shareholders of the Holding company by passing an Ordinary Resolution in Extra Ordinary General Meeting held on 8th January, 2024. As per para 26 of Ind AS on Earning per Share (Ind AS-33), Per Share calculation for the current year & previous year are based on new number of equity shares.



EARTHOOD SERVICES PRIVATE LIMITED
Notes to Consolidated Financial Statements for the year ended 31st March 2024
(All Amount in ₹ in Lakhs unless otherwise stated)

Note No. 37

**Contingent Liabilities, Contingent Assets And Commitments
(to The Extent Not Provided For)**

Contingent Liabilities

Particulars	Year Ended 31st March 2024	Year Ended 31st March 2023
Expected Penalty for Compounding against FEMA Contravention for non-reporting of Investment in Foreign Subsidiaries	1.20	NIL

Commitments

Capital commitments: Estimated amount of contracts remaining to be executed on capital account and not provided for (net of advances) amounts to Rs. NIL (31st March 2023: ₹. NIL).

Guarantees

Particulars	Year Ended 31st March 2024	Year Ended 31st March 2023
Performance Bank Gurantee	1.94	1.94

Note No. 38

Disclosure as per Indian Accounting Standard (Ind AS) 108 "Operating Segments"

The Group's business activities predominantly relate to Validating, Verifying and Certifying carbon offsets and advisory on Environmental, Social, Governance & Decarbonization to clients in India and abroad. The same is only segment of the Group.

The operations of the Group are carried out globally, therefore, geographical segments is secondary segment of the Group. Disclosure for Geographical Segement is given below:

Geographical Information

Particulars	Year Ended 31st March 2024	Year Ended 31st March 2023
Gross revenue recognized during the year (Refer Note No 28A (c)		
- India	692.62	663.34
- Outside India	3,989.96	2,598.12
Total	4,682.58	3,261.46



EARTHOOD SERVICES PRIVATE LIMITED
Notes to Financial Statements for the year ended 31st March 2024
(All Amount in ₹ in Lakhs unless otherwise stated)

Note No. 39
Trade Receivable Ageing Schedule

As at 31st March 2024

S. No.	Particulars	Not Due	Less Than 6 months	6 months to 1 year	1-2 years	2-3 years	More than 3 years	Total
1	Undisputed - Trade receivables - considered good	496.73	440.86	151.05	13.64	8.58	5.42	1,116.28
2	Undisputed - Trade Receivables - which have significant increase in credit risk	-	-	-	0.05	-	-	0.05
3	Undisputed - Trade Receivables - credit impaired	-	-	-	-	-	-	-
4	Disputed Trade Receivables - considered good	-	-	-	-	-	-	-
5	Disputed Trade Receivables - which have significant increase in credit risk	-	-	-	-	-	-	-
6	Disputed Trade Receivables - credit impaired	-	-	-	-	-	-	-
	Total	496.73	440.86	151.05	13.69	8.58	5.42	1,116.33
	Less: Allowance for Trade Receivables which have significant increase in Credit Risk	-	-	-	-	-	-	0.05
	Less: Allowance for Expected Credit Loss Allowance	-	-	-	-	-	-	18.69
	Total							1,097.59

As at 31st March 2023

S. No.	Particulars	Not Due	Less Than 6 months	6 months to 1 year	1-2 years	2-3 years	More than 3 years	Total
1	Undisputed - Trade receivables - considered good	479.16	178.45	10.28	9.95	5.85	1.88	685.57
2	Undisputed - Trade Receivables - which have significant increase in credit risk	-	-	-	-	-	-	-
3	Undisputed - Trade Receivables - credit impaired	-	-	-	-	-	-	-
4	Disputed Trade Receivables - considered good	-	-	-	-	-	-	-
5	Disputed Trade Receivables - which have significant increase in credit risk	-	-	-	-	-	-	-
6	Disputed Trade Receivables - credit impaired	-	-	-	-	-	-	-
	Total	479.16	178.45	10.28	9.95	5.85	1.88	685.57
	Less: Allowance for Trade Receivables which have significant increase in Credit Risk	-	-	-	-	-	-	-
	Less: Allowance for Expected Credit Loss Allowance	-	-	-	-	-	-	7.15
	Total							678.42


Note No. 40
Trade Payable Ageing Schedule

As at 31st March 2024

S. No.	Particulars	Not Due	Less Than 1 Year	1-2 Years	2-3 Years	More than 3 years	Total
1	MSME	-	-	-	-	-	-
2	Others	6.10	45.32	1.20	0.78	-	53.40
3	Disputed dues – MSME	-	-	-	-	-	-
4	Disputed dues – Others	-	-	-	-	-	-
	Total	6.10	45.32	1.20	0.78	-	53.40

As at 31st March 2023

S. No.	Particulars	Not Due	Less Than 1 Year	1-2 Years	2-3 Years	More than 3 years	Total
1	MSME	-	-	-	-	-	-
2	Others	64.20	13.01	5.40	-	-	82.61
3	Disputed dues – MSME	-	-	-	-	-	-
4	Disputed dues – Others	-	-	-	-	-	-
	Total	64.20	13.01	5.40	-	-	82.61



EARTHOOD SERVICES PRIVATE LIMITED
Notes to Consolidated Financial Statements for the year ended 31st March 2024
(All Amount in ₹ in Lakhs unless otherwise stated)

Note No. 41

Disclosures under Ind AS 19 "Employee Benefits":

Defined Contribution Plan:

Amount recognized as an expense in defined contribution plans:

Particulars	Expense recognized during the year	
	Year Ended 31st March, 2024	Year Ended 31st March, 2023
Contribution to employee Provident Fund & Employees Pension	30.92	18.66

DEFINED BENEFIT PLAN- AS PER ACTUARIAL VALUATION

The Holding Company operates a defined benefit plan, viz., gratuity for its employees. Under the gratuity plan, every employee who has completed at least five years of service gets a gratuity on departure @ 15 days of last drawn salary for each completed year of service.

The following tables summaries the components of net benefit expenses recognised in the Statement of Profit and Loss and the funded status and amounts recognized in the balance sheet for gratuity. (As per the independent Actuarial valuation report of the company)

The amounts recognized in the Balance Sheet is as under:

Particulars	Year Ended 31st March, 2024	Year Ended 31st March, 2023
Present value of obligations as at the end of year	59.75	56.24
Fair value of plan assets as at the end of the year	-	-
Funded status	-	-
(Net Assets)/Liability recognized in balance sheet	59.75	56.24

Net Defined Benefit Cost/(Income) included in recognized in Statement of Profit and Loss at Period-End



Particulars	Year Ended 31st March, 2024	Year Ended 31st March, 2023
Service Cost	13.58	11.15
Net Interest Cost	4.12	2.84
Past Service Cost	-	-
Administration Cost	-	-
(Gain) /Loss due to settlements/ Curtailments/ Terminations/ Div	-	-
Total Defined Benefit Cost/(Income) included in Profit & Loss	17.70	13.99

Analysis of Amount Recognized in Other Comprehensive (Income)/Loss at Period-End

Particulars	Year Ended 31st March, 2024	Year Ended 31st March, 2023
Amount recognized in OCI, (Gain) / Loss Beginning of Period	5.12	1.42
Remasurements Due to:		
Effect of change in Financial Assumptions	2.13	0.45
Effect of change in Demographic Assumptions	-	-
Effect of Experience Adjustments	(16.32)	3.25
Total Remeasurements Recognised in OCI (Gain)/ Loss	(14.19)	3.70
Actuarial Gain/(Loss) recognized in Other Comprehensive Income	(9.07)	5.12

Change in Defined Benefit Obligations:

Particulars	Year Ended 31st March, 2024	Year Ended 31st March, 2023
Defined Benefit Obligation	56.24	38.55
Interest Cost	4.12	2.84
Net Current Service Cost	13.58	11.16
Actuarial (Gain) / Loss on obligation	(14.19)	3.70
Present value of obligations as at end of year	59.75	56.25



EARTHOOD SERVICES PRIVATE LIMITED
Notes to Consolidated Financial Statements for the year ended 31st March 2024
(All Amount in ₹ in Lakhs unless otherwise stated)

Actuarial Assumptions are as under:

Particulars	Year Ended 31st March, 2024	Year Ended 31st March, 2023
Discount Rate	7.09	7.32
Expected rate of Future Salary Increase	10	10
Retirement Age	60	60
Mortality rates	100% of IALM (2012-14)	100% of IALM (2012-14)
Age	Withdrawal Rate	
Up to 30 Years	22	22
From 30 to 45 Years	5	5
Above 45 Years	1	1

Expected Cashflow for the Next Ten Years

Duration (years)	Amount
Year - 2025	1.69
Year - 2026	1.21
Year - 2027	1.47
Year - 2028	2.59
Year - 2029	3.95
Year - 2030 to 2034	39.74

Summary of Membership Data:

Particulars	Year Ended 31st March, 2024	Year Ended 31st March, 2023
Number of Employees	64	46
Total Monthly Salary for Gratuity (₹ in Lakhs)	20,71,825	17,52,585
Average Past Service (Years)	2	2
Average Age (Years)	30.93	31.00
Average Remaining Working Life (Years)	29.07	29.01

Sensitivity analysis is as under:

Particulars	Year Ended 31st March, 2024
Defined Benefit Obligation - Discount Rate +100 Basis Points	(8.57)
Defined Benefit Obligation - Discount Rate -100 Basis Points	10.50
Defined Benefit Obligation - Discount Rate -100 Basis Points	10.09
Defined Benefit Obligation - Salary escalation Rate -100 Basis	(8.44)

Current Non-Current Bifurcation

Particulars	Year Ended 31st March, 2024	Year Ended 31st March, 2023
Current Liability	1.57	1.78
Non-Current Liability	58.18	54.46
Net Liability	59.75	56.24

Compensated Absences (Unfunded)

Compensated Absences cover the Holding company's Liability for earned leave. The amount of the ₹22.26 Lakhs is presented as non current and ₹1.16 Lakhs is presented as current. Total Expenses recognised in statement of Profit & Loss is ₹9.09 Lakhs (Previous Year ₹8.59 Lakhs)



Note No. 42
Related Party Disclosures

In accordance with the requirements of Ind AS 24 on Related Party Disclosures, the names of the related parties where control exists and/or with whom transactions have taken place during the year and description of relationships, as identified and certified by the management are:

Names of Related Parties and nature of Relationship

Key Managerial Personnel
Ashok Kumar Gautam (Director)
Kaviraj Singh (Managing Director)

Enterprise over which Key Management Personnel or their relatives are able to exercise significant influence & transactions have taken place
Belliya Services Private Limited Common Directorship

Relatives of Key Managerial Personnel and transactions have taken place

Archana Singh
Pooja Singh

Name of Related Party/Related Entity	Relation
ARCHANA SINGH	Spouse
KEWAL SINGH	Father
SHYAMA	Mother
AJEET SINGH	Brother
ASHA SINGH	Sister
PREMA SINGH	Spouse's Mother
NARENDRA SINGH	Spouse's Brother
SANTOSH KUMAR SINGH	Spouse's Brother
SANDHNA SINGH	Spouse's Sister
POOJA SINGH	Spouse
MAHANDRA PAL SINGH	Father
DHANVATI SINGH	Mother
RAVIRAJ SINGH	Brother
BABITA CHAUDHARY	Sister
VIJENDRA SINGH CHAUDHARY	Spouse's Father
KRISHNA CHAUDHARY	Spouse's Mother
GITA SINGH	Spouse's Sister
KISAANPUTR COLD STORAGE AGRITECH PRIVATE LIMITED	Common Directorship
BELLIYA SERVICES PRIVATE LIMITED	Common Directorship
INTERNACIONAL CARBON AUDITOR FORUM	Common Directorship



i) Transaction with Related Parties

Particulars	Year Ended 31st March 2024	Year Ended 31st March 2023
Issue of B Class Equity Shares Kaviraj Singh	-	10.00
Purchase of Shares from kaviraj Singh(Key managerial Person) Earthood UK Limited	0.01	
Payable towards Purchase of Shares in Earthood UK Limited (10 Equity Shares without Voting Rights) Key Managerial Personnel Kaviraj Singh	0.01	-
Professional Services		
Relatives of Key Managerial Personnel with whom transaction have taken place Archana Singh	5.00	15.00
Payment of Professional Services Relatives of Key Managerial Personnel with whom transaction have taken place Archana Singh	18.00	-
Advances given Key Managerial Personnel Kaviraj Singh	50.00	-
Advances given received back Key Managerial Personnel Kaviraj Singh	50.00	-
Loan Recived back given in earlier years Enterprise over which Key Management Personnel or their relatives are able to exercise significant influence & transactions have taken place		
Belliya Services Private Limited	-	2.93
Manegerial Remuneration		
Key Managerial Personnel Kaviraj Singh	138.10	250.71
Ashok Kumar Gautam	137.28	137.28
Dividend Paid		
Key Managerial Personnel Kaviraj Singh	86.87	231.23
Imprest given		
Key Managerial Personnel Kaviraj Singh	11.47	4.91
Salary Paid		
Relatives of Key Managerial Personnel Pooja Singh	57.41	35.55
Reimbursement of Expenses		
Key Managerial Personnel Kaviraj Singh	21.17	17.64
Ashok Kumar Gautam	19.65	1.69
Balance at the end of year		
Imprest		
Key Managerial Personnel Kaviraj Singh	0.77	-0.46
Manegerial Remuneration Payable		
Key Managerial Personnel Kaviraj Singh	9.67	66.93
Ashok Kumar Gautam	3.43	3.30
Salary Payable		
Relatives of Key Managerial Personnel Pooja Singh	4.17	-



- i) As the amount for Gratuity and Leave Encashment are provided on actuarial basis for the Holding Company as a whole, the amount pertaining to KMP are not included in their remuneration.
- ii) Transactions with the related parties are made on terms equivalent to those that prevail in arms' length transactions.
- iii) During the Financial Year 2023-24 The Holding Company has allotted Bonus Shares to KMP, details are as under:

Particulars	No of Bonus Shares Alloted
Kaviraj Singh (Managing Director)	78,93,300
Ashok Kumar Gautam (Director)	16,16,700

- iv) During the Financial Year 2023-24 the Holding Company has acquired 10 Class B Ordinary Share of subsidiary, Earthood UK Limited from one of the shareholder of the subsidiary.

Note No. 43
Dividend Paid by Subsidiary (Earthood UK Limited)

Class of Shares	Year	Number of Shares	Amount per Share (GBP)	Total Dividend Paid (₹ in Lakh)
Class B ordinary Shares - Holder Mr. Kaviraj Singh	2022-23	10	23,160.00	216.65
Class B ordinary Shares - Holder Mr. Kaviraj Singh	2023-24	10	8,251.55	87.09



Note No. 44
Share Based Payments

Employee Stock Options

The Holding Company had approved "ESOP Scheme 2023" (ESOP Scheme 2023 or Scheme) for granting Employees Stock Options in the form of Equity Shares to eligible employees and the same was approved by the members of the Company on 8th January 2024.

The Board of Directors of the Holding company have granted 1,04,873 share Options (par value ₹ 10/- each share) on 31st March 2024.

Details of Scheme is given as below:

Vesting Particulars of Options	Options vested	Weighted average exercise price (₹)	Outstanding share options from the date of grant
1st vesting - on 1st April 2026	52,438	10	52,438
2nd Vesting - on 1st April 2028	52,435	10	1,04,873

Movement of options granted under the Scheme are

Particulars	ESOP Scheme 2023
Date of Grant	31st March 2024
Options outstanding as at 31st March 2023	-
Options Granted during the year	52,438
Option vested	-
Option exercised	-
Option expired during the year	-
Options Exercisable at the end of the year	-
Options outstanding as at 31st March 2024	52,438

Refer note no. 30 for expense recognized during the year on account of ESOP as per Ind AS 102 - Share Based Payments.

Significant assumptions and inputs to estimate the fair value of options granted:

Particulars	ESOP Scheme 2023	
	Vest 1	Vest 2
Method of Settlement	Equity Settlement	
Risk-free interest rate	7.09%	12.83%
Time to Maturity (In years)	4.5	6.5
Implied Volatility	12.83%	12.83%
Dividend Yield	0.00%	0.00%
Exercise price at the date of grant (₹)	10	10
Share price at the time of option grant (₹)	29	29
Fair value vest wise (₹)	21.73	22.7
Vesting of Shares	52,438	52,435
Model used	Black-Scholes Option Pricing	

Equity Shares reserved and issued under ESOP Scheme 2023

Particulars	As at 31st March 2024
Options available under ESOP Scheme 2023	
Options available at the beginning of the year	-
Options granted during the year	52,438
Equity Shares issued during the year under ESOP Scheme 2023: Equity Shares of ₹ 10 each.	-
Options expired during the year	-
Options available at the end of the year	52,438



Note No.45
Fair Value Measurements

The carrying amounts of Financial Assets and Financial Liabilities in each category are as follows:

PARTICULARS	NOTE REFERENCE	31st March 2024			31st March 2023			1st April 2022				
		FVPL	FVOCI	AMORTIZED COST	FAIR VALUE	FVPL	FVOCI	AMORTIZED COST	FAIR VALUE	FVPL	FVOCI	AMORTIZED COST
Non-Current Financial Assets												
Investments	10 A		29.94	1.18	1.18							
Loans	11 A			13.86				2.41	2.41			2.79
Other Financial Assets	12 A						10.86					2.81
Current Financial Assets			1,518.64								151.26	
Investments	10 B							678.42				175.95
Trade Receivables	14			1,097.59				579.13				240.32
Cash and Cash Equivalents	15			708.98				0.38				-
Bank Balances other than Cash & Cash Equivalent	16			5.28								-
Loans	11 B			1.23				1.31				3.62
Other Financial Assets	12 B			23.61				14.34				12.04
Total Financial Assets			1,518.64	1,835.69			1,274.58			151.26		431.93
Non-Current Financial Liabilities												
Borrowings	21 A											
Lease Liabilities	22	255.49								99.78		
Current Financial Liabilities												
Borrowings	21 B											
Lease Liabilities	22	17.48								2.00		
Trade Payables	24	53.40										
Other Financial Liabilities	25											
Total Financial Liabilities		326.37					435.75			148.77		

The carrying amount of Trade Receivables, Trade Payables and Cash & Cash Equivalent are considered to be the same as their Fair Values due to their short term nature. The carrying amount of the Financial Assets and Liabilities carried Amortised Cost is considered a reasonable approximation of Fair Value.



Note No. 46

Fair Value Hierarchy

This section explains the judgements and estimates made in determining the fair values of the financial instruments that are (a) recognised and measured at fair value and (b) measured at amortised cost and for which fair values are disclosed in the financial statements. To provide an indication about the reliability of the inputs used in determining fair value, the Group has classified its financial instruments into the three levels prescribed under the accounting standard. An explanation of each level follows underneath the table.

Financial assets and liabilities measured at fair value - recurring fair value measurements		Note	Level 1	Level 2	Level 3	Total
Financial Assets						
Investments	As at 31st March 2024		325.66	1,192.98	29.94	1,548.58
	As at 31st March 2023	10A & 10B	-	308.23	-	308.23
	As at 1st April 2022		-	151.26	-	151.26
Loans	As at 31st March 2024		-	-	2.41	2.41
	As at 31st March 2023	11A & 11B	-	-	3.72	3.72
	As at 1st April 2022		-	-	6.41	6.41
Other Financial Assets	As at 31st March 2024		-	-	37.47	37.47
	As at 31st March 2023	12A & 12B	-	-	25.20	25.20
	As at 1st April 2022		-	-	14.85	14.85

The fair value of financial instruments as referred to in note above has been classified into three categories depending on the inputs used in the valuation technique. The hierarchy gives the highest priority to quoted prices in active market for identical assets or liabilities (level 1 measurement) and lowest priority to unobservable inputs (level 3 measurements).

The categories used are as follows:

Level 1: Quoted prices (unadjusted) in active markets for identical assets or liabilities

Level 2: The fair value of Financial Instruments that are not traded in an active market is determined using valuation techniques which maximise the use of observable market data rely as little as possible on entity specific estimates.

Level 3: If one or more of the significant inputs is not based on observable market data, the instrument is included in level 3.

The Group's policy is to recognize transfers into and transfer out of fair value hierarchy levels as at the end of the reporting period.

Note No. 47

Financial Risk Management

The Group's businesses are subject to several risks and uncertainties including financial risks. The Group's documented risk management policies, act as an effective tool in mitigating the various financial risks to which the business is exposed to in the course of their daily operations. The risk management policies cover areas such as liquidity risk, foreign exchange risk, interest rate risk, counterparty and concentration of credit risk and capital management.

The Group's senior management oversees the management of these risks. The senior professionals working to manage the financial risks and the appropriate financial risk governance framework for the Group are accountable to the Board of Directors. This process provides assurance to Group's senior management that the Group's financial risk-taking activities are governed by appropriate policies and procedures and that financial risk are identified, measured and managed in accordance with Group policies and Group risk objective.

Market Risk

The Group's size and operations result in it being exposed to the following market risks that arise from its use of financial instruments:

- Currency Risk;
- Price Risk;
- Interest Rate Risk

The above risks may affect the Group's income and expenses, or the value of its financial instruments. The Group's exposure to and management of these risks are explained below.

Currency Risk - Potential Impact of Risk & Management Policy

Group undertakes transactions denominated in foreign currencies mainly related to its operating activities. The Group evaluates exchange rate exposure arising from foreign currency transactions and follows established risk management policies.

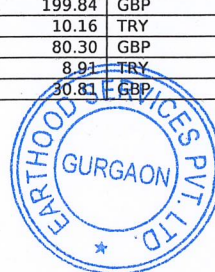
Carrying amounts of Group's foreign currency denominated monetary assets and monetary liabilities at end of reporting period are as follows:

Amount payable in foreign currency on account of the following:

Particulars	As at 31st March 2024			As at 31st March 2023		
	Currency	Amount in foreign currency	₹ in Lakhs	Currency	Amount in foreign currency	₹ in Lakhs
Expenses Payable	USD	-	-	USD	-	-
	EUR	-	-	EUR	-	-
	TRY	37,500	0.96	TRY	-	-
	GBP	-	-	GBP	-	-
Other Paybles	TRY	1,34,219.54	3.45	TRY	9,492.75	0.41
	GBP	47,933.34	50.46	GBP	37,822.70	37.99
Income Tax Payble	TRY	26,359.84	0.68	TRY	-	-
	GBP	77,905.53	82.02	GBP	66,241.90	66.14

Amount receivable in foreign currency on account of the following:

Particulars	As at 31st March 2024			As at 31st March 2023		
	Currency	Amount in foreign currency	₹ in Lakhs	Currency	Amount in foreign currency	₹ in Lakhs
Trade Receivable	USD	7,21,766.00	598.34	USD	4,71,522.00	385.28
	EUR	20,900.00	18.68	EUR	5,750.00	5.10
	TRY	1,90,483.86	4.90	TRY	-	-
	GBP	1,89,843.26	199.84	GBP	65,733.00	65.62
Cash and Cash Equivalents	TRY	3,95,369.64	10.16	TRY	37,500.00	1.61
	GBP	76,270.10	80.30	GBP	70,465.54	70.35
Other Receivable	TRY	3,46,530.75	8.91	TRY	14,450.92	0.62
	GBP	29,269.72	30.81	GBP	14,472.68	14.68



Price Risk - Potential Impact of Risk & Management Policy

The Group is mainly exposed to the price risk due to its investment in Equity Shares & Mutual Funds. The price risk arises due to uncertainties about the future market values of these investments.

The Group has laid policies and guidelines which it adheres to in order to minimise price risk arising from investments in Equity Shares & Mutual Funds.

The Investments in Equity Shares are publicly traded and listed in BSE & NSE. Carrying amounts of the Group's investment in Equity Shares at the end of the reporting period are given in Note 10

Price Risk - Sensitivity to Risk

The following tables demonstrate the sensitivity to a reasonably possible change in equity index where investments of the Group are listed. The impact on the company profit before tax is due to changes in the BSE Index.

Particulars	Impact on Profit after Tax		Impact on Other Components of Equity after Tax	
	31st March 2024	31st March 2023	31st March 2024	31st March 2023
BSE Index Increase by 5%	-	-	16.28	-
BSE Index Decrease by 5%	-	-	(16.28)	-

Interest Rate Risk - Potential Impact of Risk & Management Policy

The Group is mainly exposed to the interest rate risk due to its investment in term deposit with banks the Group invests in term deposits for a period of upto one year. Considering the short-term nature, there is no significant interest rate risk pertaining to these deposits.

Interest rate risk is the risk that the fair value or future cash flows of a financial instrument will fluctuate because of changes in market interest rates. The Group's fixed rate borrowings and deposits are carried at amortised cost. They are therefore not subject to interest rate risk as defined in Ind AS 107, since neither the carrying amount nor the future cash flows will fluctuate because of a change in market interest rates.

The exposure of the Group's borrowing to interest rate changes at the end of the reporting period are as follows:

Particulars	As at 31st March 2024	As at 31st March 2023
Variable rate Borrowings	-	-
Fixed rate Borrowings	-	62.23
Total Borrowings	-	62.23

Credit Risk

Credit risk refers to the risk that counterparty will default on its contractual obligations resulting in financial loss to the Group.

The Group is exposed to credit risk from its operating activities (primarily trade receivables and also from its investing activities including deposits with banks, forex transactions and other financial instruments) for receivables, cash and cash equivalents, short-term investments.

In respect of its investments, the Group aims to minimize its financial credit risk through the application of risk management policies.

For financial instruments, the Group attempts to limit the credit risk by only dealing with reputable banks and financial institutions having high credit-ratings assigned by international credit-rating agencies. Defined limits are in place for exposure to individual counterparties in case of mutual funds schemes and investment in Equity Shares.

None of the Group's cash equivalents, including time deposits with banks, are past due or impaired.

Trade receivables are subject to credit limits, controls & approval processes. These terms and conditions are determined on a case to case basis with reference to the customer's credit quality and prevailing market conditions. The credit quality of the Group's customers is monitored on an ongoing basis and assessed for impairment where indicators of such impairment exist. Due to large geographical base & number of customers, the Group is not exposed to material concentration of credit risk. Basis the historical experience, the risk of default in case of trade receivable is low. Provision is made for doubtful receivables on individual basis depending on the customer ageing, customer category, specific credit circumstances & the historical experience of the group. The solvency of customers and their ability to repay the receivable is considered in assessing receivables for impairment. Where receivables are impaired, the Group actively seeks to recover the amounts in question and enforce compliance with credit terms.

The Group assesses and manages credit risk of Financial Assets based on following categories arrived on the basis of assumptions, inputs and factors specific to the class of Financial Assets.

- A: Low Credit Risk on financial reporting date
- B: Moderate Credit Risk
- C: High Credit Risk

The Group provides for Expected Credit Loss based on the following:

Asset Group	Basis of Categorisation	Provision for Expected Credit Loss
Low Credit Risk	Cash and Cash Equivalents, other Bank Balances and other Financial Assets	12 month expected credit loss
Moderate Credit Risk	Trade Receivables	Life time expected credit loss
High Credit Risk	Trade Receivables and other Financial Assets	Life time expected credit loss or fully provided for

Credit Rating	Particulars	As at 31st March 2024	As at 31st March 2023	As at 1st April 2022
A: Low credit risk	Cash and Cash Equivalents, other Bank Balances and other Financial Assets	754.14	608.43	261.58
B: Moderate credit risk	Trade Receivables	1,097.59	678.42	175.95
C: High credit risk	Trade Receivables	-	-	-



EARTHOOD SERVICES PRIVATE LIMITED
Notes to Consolidated Financial Statements for the year ended 31st March 2024
(All Amount in ₹ in Lakhs unless otherwise stated)

As at 31st March 2024

Particulars	Note Reference	Risk Rating	Carrying Amount	Impairment Recognised / Impairment Provision	Carrying Amount Net of Impairment Provision
Cash and Cash Equivalents	15	Low Credit Risk	708.98	-	708.98
Other Bank Balances	16	Low Credit Risk	5.28	-	5.28
Loans	'11A & 11B	Low Credit Risk	2.41	-	2.41
Other Financial Assets	12A & 12B	Low Credit Risk	37.47	-	37.47
Trade Receivables	14	Moderate Credit Risk	1,116.28	18.74	1,097.54

As at 31st March 2023

Particulars	Note Reference	Risk Rating	Carrying Amount	Impairment Recognised / Impairment Provision	Carrying Amount Net of Impairment Provision
Cash and Cash Equivalents	15	Low Credit Risk	579.13	-	579.13
Other Bank Balances	16	Low Credit Risk	0.38	-	0.38
Loans	'11A & 11B	Low Credit Risk	3.72	-	3.72
Other Financial Assets	12A & 12B	Low Credit Risk	25.20	-	25.20
Trade Receivables	14	Moderate Credit Risk	685.57	7.15	678.42

As at 1st April 2022

Particulars	Note Reference	Risk Rating	Carrying Amount	Impairment Recognised / Impairment Provision	Carrying Amount Net of Impairment Provision
Cash and Cash Equivalents	15	Low Credit Risk	240.32	-	240.32
Other Bank Balances	16	Low Credit Risk	-	-	-
Loans	'11A & 11B	Low Credit Risk	6.41	-	6.41
Other Financial Assets	12A & 12B	Low Credit Risk	14.85	-	14.85
Trade Receivables	14	Moderate Credit Risk	180.25	4.30	175.95

Liquidity Risk

Liquidity risk is the risk that the Group will face in meeting its obligations associated with its financial liabilities. The Group's approach in managing liquidity is to ensure that it will have sufficient funds to meet its liabilities when due without incurring unacceptable losses. In doing this, management considers both normal and stressed conditions.

The Group maintained a cautious liquidity strategy, with a positive Cash & Bank balance throughout the year ended 31st March 2024 & 31st March 2023.

Cash flow from operating activities provides the funds to service the financial liabilities on a day-to-day basis.

The Group regularly monitors the rolling forecasts to ensure it has sufficient cash on an on-going basis to meet operational needs. Any short term surplus cash generated, over and above the amount required for working capital management and other operational requirements, is retained as cash and cash equivalents (to the extent required) and any excess is invested in interest bearing term deposits and other highly marketable equity shares and units of Mutual Funds with appropriate maturities to optimise the cash returns on investments while ensuring sufficient liquidity to meet its liabilities.

The following table shows the maturity analysis of the Group's financial liabilities based on contractually agreed undiscounted cash flows along with its carrying value as at the Balance Sheet date.

As at 31st March 2024	Undiscounted Amount			
	Carrying Amount	Payable within 1 Year	More Than 1 Years	Total
Non-Derivative Liabilities				
Borrowings	-	-	-	-
Other current financial liabilities	-	-	-	-

As at 31st March 2023	Undiscounted Amount			
	CARRYING AMOUNT	Payable within 1 Year	More Than 1 Years	Total
Non-Derivative Liabilities				
Borrowings	53.56	53.56	-	53.56
Other current financial liabilities	10.67	10.67	-	10.67

As at 1st April 2022	Undiscounted Amount			
	CARRYING AMOUNT	Payable within 1 Year	More Than 1 Years	Total
Non-Derivative Liabilities				
Borrowings	101.78	37.55	64.23	101.78
Other current financial liabilities	-	-	-	-



Current & Liquid Ratio

The following table shows the Ratio analysis of the Group for respective periods

PERIOD	Current Ratio	Liquid Ratio
As at 31st March 2024	7.96	7.96
As at 31st March 2023	2.99	2.99

Collateral

Vehicle Loan is secured against hypothecation of vehicle. Term Loan from Bank is secured by way of equitable mortgage of one of Holding Company's. There are no other significant terms and conditions associated with the use of collateral.

Note No. 48

Capital Management

Risk Management

Capital management is driven by Group's policy to maintain a sound capital base to support the continued development of its business. The Board of Directors seeks to maintain a prudent balance between different components of the Group's capital. The Management monitors the capital structure and the net financial debt at individual currency level. Net financial debt is defined as current and non-current financial liabilities less cash and cash equivalents and short term investments.

The Group monitors capital using gearing ratio, which is net debt divided by total capital plus net debt. The Group's policy is to keep the Gearing Ratio within 30%.

Particulars	As at 31st March 2024	As at 31st March 2023
Debt @	-	64.23
Cash and bank balances	714.26	579.51
Net Debt	(714.26)	(515.28)
Equity Share Capital	954.00	3.00
Other Equity	2,206.65	1,266.30
Total Equity	3,160.65	1,269.30
Gearing Ratio (Net Debt To Equity Ratio)	NA	NA

@ Debt is defined as long-term and short-term borrowings (excluding derivative and contingent consideration).



EARTHOOD SERVICES PRIVATE LIMITED
Notes to Consolidated Financial Statements for the year ended 31st March 2024
(All Amount in ₹ in Lakhs unless otherwise stated)

Note No. 49

Additional regulatory information required by Schedule III

i. Details of Benami Property held

No proceedings have been initiated on or are pending against the Group for holding benami property under the Benami Transactions (Prohibition) Act, 1988 (45 of 1988) and Rules made thereunder.

ii. Willful Defaulter

Group has not been declared Willful defaulter by any bank or financial institution or

iii. Compliance with number of layers of companies

The Group has complied with the number of layers prescribed under the Companies Act,

(iv) Compliance with approved scheme(s) of arrangements

The Group has not entered into any scheme of arrangement which has an accounting

(v) Utilization of borrowed funds and share premium

A. The Group has not advanced or loaned or invested funds to any other person(s) or
a. directly or indirectly lend or invest in other persons or entities identified in any manner
b. provide any guarantee, security or the like to or on behalf of the ultimate beneficiaries

B. The Group has not received any fund from any person(s) or entity(ies), including foreign entities (Funding Party) with the understanding (whether recorded in writing or otherwise) that the company shall:

a. directly or indirectly lend or invest in other persons or entities identified in any manner
b. provide any guarantee, security or the like on behalf of the ultimate beneficiaries

(vi) Undisclosed Income

There is no income surrendered or disclosed as income during the current or previous year in the tax assessments under the Income Tax Act, 1961, that has not been recorded in the books of account.

(vii) Details of Crypto currency or Virtual currency

The Group has not traded or invested in crypto currency or virtual currency during the

(viii) Valuation of Property, Plant and Equipment, intangible asset and investment property

The Group has not revalued its property, plant and equipment (including right-of-use assets)

(ix) Registration of charges or satisfaction with Registrar of Companies:

There are no charges or satisfaction which are yet to be registered with the Registrar of

(x) Utilization of borrowings availed from banks and financial institutions:

During the year Group has not availed any borrowings from banks and financial institutions

(xi) Dividend

Holding Company has not declared or paid dividend during the year or previous year

(xii) Transactions with Struck Off Companies

Group has no dealings with Struck Off Companies



EARTHOOD SERVICES PRIVATE LIMITED

Notes to Consolidated Financial Statements for the year ended 31st March 2024

(All Amount in ₹ in Lakhs unless otherwise stated)

Note No. 50

Correction of Errors

During the year Group noted certain errors appearing since 1st April 2022, consequently Group corrected prior period errors as per Ind AS 8 "Accounting Policies, Changes in Accounting Estimates and Errors" by restating each of the affecting financial statement line items for prior periods.

Note No. 50.1

Notes to the correction of Errors and the impact on the Consolidated Balance Sheet as at 1st April 2022 and 31st March 2023

A. Gratuity & Compensated Absences

Group had not recognised Gratuity & Compensated Absences under previous GAAP. During the year Group recognised Gratuity & Compensated Absences and due to this the Profit for the year as at 31st March 2023 decreased by ₹ 22.598 Lakhs on recognition of Gratuity & Compensated Absences as Employee Benefit Expenses.

Total Equity decreased by ₹ 70.65 Lakhs at 31st March 2023 (₹ 44.38 Lakhs as at 1st April 2022)

B. Depreciation and Value of Property, Plant & Equipment

Group had charged Depreciation on Property, Plant & Equipment not in agreement with Schedule II of Companies Act, 2013. The Group elects to recalculate the life of its Property, Plant & Equipment on useful life as prescribed in the respective schedule.

Due to this the profit for the year as at 31st March 2023 decreased by ₹ 11.03 Lakhs and the value of Property Plant & Equipment reduced by ₹ 46.56 Lakhs at 31st March 2023 (Increased by ₹ 55.80 Lakhs as at 1st April 2022)

C. Investment in Mutual Funds

Due to error in calculation of sale and receipt of dividend of Current Investments in Mutual Funds, value of Investment in Mutual Funds is reduced by ₹ 15.65 Lakhs as at 1st April 2022.

Note No. 50.2 Restated Consolidated Balance sheet

Refer Note No. 50.7 for Restated Consolidated Balance sheet as at 1st April 2022 & Note no. 50.8 for Restated Consolidated Balance sheet as at 31st March 2023.

Note No. 50.3

First Time Adoption of Ind AS

The Group has adopted Indian Accounting Standards (Ind AS) as notified by the Ministry of Corporate Affairs with effect from 1st April 2023, with a transition date of 1st April 2022. These financial statements for the year ended 31st March 2024 are the first Financial Statements, the Group has prepared under Ind AS. For all periods up to and including the year ended 31st March 2023, the Group prepared its Financial Statements in accordance with the Accounting Standards notified under the section 133 of the Companies Act 2013, read with Companies (Accounting Standards) Rules, 2021 ('Previous GAAP').



EARTHOOD SERVICES PRIVATE LIMITED

Notes to Consolidated Financial Statements for the year ended 31st March 2024

(All Amount in ₹ in Lakhs unless otherwise stated)

The adoption of Ind AS has been carried out in accordance with Ind AS 101 “First-time Adoption of Indian Accounting Standards”. Ind AS 101 requires that all Ind AS standards and interpretations that are issued and effective for the first Ind AS financial statements be applied retrospectively and consistently for all financial years presented. Accordingly, Group has prepared financial statements which comply with Ind AS for year ended 31st March 2024, together with the comparative information as at and for the year ended 31st March 2023 and the opening Ind AS Balance Sheet as at 1st April 2022, date of transition to Ind AS.

In preparing these Ind AS financial statements, the Group has availed certain exemptions and exceptions in accordance with Ind AS 101, as explained below. The resulting difference between the carrying values of the assets and liabilities in the financial statements as at the transition date under Ind AS and Previous GAAP have been recognised directly in equity (retained earnings or another appropriate category of equity).

This note explains the adjustments made by the Group in restating its financial statements prepared under previous GAAP, including the Balance Sheet as at 1st April 2022 and the financial statements as at and for the year ended 31st March 2023.

Note No. 50.4

Optional Exemptions from Retrospective Application

Ind AS 101 permits first-time adopters certain exemptions from retrospective application of certain requirements under Ind AS. The Group has elected to apply the following optional exemptions from retrospective application:

A. Deemed Cost for Property, Plant and Equipment and Other Intangible Assets

On transition to Ind AS, Group has elected to continue with carrying value of all of its Property, Plant and Equipment and Intangible Assets recognised as at 1st April 2022 measured as per Previous GAAP and use that carrying value as deemed cost of Property, Plant and Equipment and Other Intangible Assets.

B. Leases

Ind AS 116, “Leases” requires an entity to assess whether a contract or arrangement contains a lease. In accordance with Ind AS 116, this assessment should be carried out at the inception of the contract or arrangement. Ind AS 101 provides an option to make this assessment on the basis of facts and circumstances existing at the date of transition to Ind-AS except where the effect is expected to be not material. The Group has elected to apply this exemption for such contracts/arrangements.

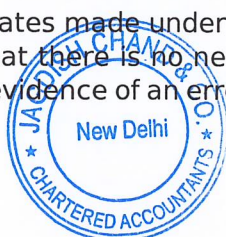
Note No. 50.5

Mandatory Exceptions from Retrospective Application

The Group has applied the following exceptions to the retrospective application of Ind AS, as mandatorily required under Ind AS 101:

A. Estimates

On assessment of the estimates made under the Previous GAAP Financial Statements, the Group has concluded that there is no necessity to revise the estimates under Ind AS, as there is no objective evidence of an error in those estimates. However, estimates



EARTHOOD SERVICES PRIVATE LIMITED

Notes to Consolidated Financial Statements for the year ended 31st March 2024

(All Amount in ₹ in Lakhs unless otherwise stated)

that were required under Ind AS but not required under Previous GAAP are made by the Group for the relevant reporting dates reflecting conditions existing as at that date.

B. Classification and Measurement of Financial Assets

Ind AS 101 requires an entity to assess classification and measurement of Financial Assets on the basis of facts and circumstances that exist on the date of transition to Ind AS. Accordingly, the Group has applied the above requirement prospectively. Classification of Financial Assets to be measured at amortised cost or Fair Value through Other Comprehensive Income is made on the basis of the facts and circumstances that existed on the date of transition to Ind AS.

C. Derecognition of Financial Assets and Financial Liabilities

Ind AS 101 requires a first-time adopter to apply the derecognition provisions of Ind AS 109 prospectively for transactions occurring on or after the date of transition to Ind AS. Accordingly, the Group has applied the derecognition requirement for financial assets and financial liabilities in Ind AS 109 prospectively for transactions occurring on or after date of transition to Ind AS.

D. Impairment of Financial Assets

Ind AS 101 requires an entity to assess and determine the impairment allowance on financial assets as per Ind AS 109 using the reasonable and supportable information that is available without undue cost or effort to determine the credit risk at the date that financial instruments which were initially recognised and compare that to the credit risk at the date of transition to Ind AS. The Group has applied this exception prospectively.

Note No. 50.6

Transition to Ind AS – Reconciliations


Ind AS 101 requires that an entity should explain how the transition from previous GAAP to Ind ASs affected its reported balance sheet, financial performance and cash flows, accordingly the Group has prepared:

- i. Reconciliation of Consolidated Balance sheet as at 1st April 2022 (Refer Note No. 50.7)
- ii. Reconciliation of Consolidated Balance sheet as at 31st March 2023 (Refer Note No. 50.8)
- iii. Reconciliation of Consolidated Statement of Profit and Loss for the year ended 31st March 2023 (Refer Note No. 50.9)
- iv. Reconciliation of Consolidated Equity as at 31st March 2023 & as at 1st April 2022 (Refer Note No. 50.10)
- v. Reconciliation of Consolidated Total Comprehensive Income for the year ended 31st March 2023 (Refer Note No. 50.11)
- vi. Impact of Ind AS adoption on the Consolidated Statement of Cash Flows for the year ended on 31st March 2023 (Refer Note No. 50.12)



Note No. 50.7
Reconciliation of Consolidated Balance sheet as at 1st April 2022


Particular	Note No.	As at 1st April 2022	Adjustment due to Prior Period Errors	Restated Balance as at 1st April 2022	Adjustment Due to Adoption of Ind AS	As at 1st April 2022
Assets						
1 Non-Current Assets						
a. Property, Plant and Equipment	5	107.73	55.80	163.53	-	163.53
b. Investment Property	6	-	-	-	-	-
c. Goodwill	7	-	-	-	-	-
d. Other Intangible Assets	8	4.05	-	4.05	-	4.05
e. Right of Use Assets	9	-	-	-	-	-
f. Financial Assets		-	-	-	-	-
i). Investments	10 A	-	-	-	-	-
ii). Loans	11 A	-	-	-	-	-
iii). Other Financial Assets	12 A	2.81	-	2.81	2.79	2.79
Deferred Tax Assets (net)	13	15.84	0.09	15.93	(5.24)	2.81
9		130.43	55.90	186.32	(2.45)	10.69
2 Current Assets						
a. Financial Assets						
i). Investments	10 B	120.55	(15.65)	104.90	46.36	151.26
ii). Trade Receivables	14	180.26	-	180.26	(4.31)	175.95
iii). Cash and Cash Equivalents	15	240.32	-	240.32	-	240.32
iv). Bank Balances other than (iii) above	16	-	-	-	-	-
v). Loans	11 B	7.17	-	7.17	(3.55)	3.62
vi). Other Financial Assets	12 B	3.64	-	3.64	8.40	12.04
c. Income Tax Assets (Net)	17	14.70	-	14.70	-	14.70
d. Other Current Assets	18	24.58	-	24.58	-	24.58
18		591.21	(15.65)	575.57	46.90	622.47
Total		721.64	40.25	761.89	44.45	806.34
Equity and Liabilities						
1 Equity						
a. Equity Share Capital	19	3.00	-	3.00	-	3.00
b. Other Equity	20	409.06	(4.02)	405.04	(15.33)	389.71
Total Equity		412.06	(4.02)	408.04	(15.33)	392.71
2 Liabilities						
Non-Current Liabilities						
a. Financial Liabilities						
i. Borrowings	21 A	99.78	-	99.78	-	99.78
ii. Lease Liabilities	22	-	-	-	-	-
Provisions	23 A	-	42.90	42.90	-	42.90
Current Liabilities						
a. Financial Liabilities						
i. Borrowings	21 B	2.00	-	2.00	-	2.00
ii. Lease Liabilities	22	-	-	-	-	-
Trade Payables	24	-	-	-	-	-
(A) Total outstanding dues of micro enterprise and small enterprises		148.77	-	148.77	-	148.77
(B) Total outstanding dues of creditors other than micro enterprises and small enterprises		-	-	-	-	-
Other Financial Liabilities	25	-	-	-	-	-
b. Other Current Liabilities	26	59.03	-	58.92	59.78	118.70
c. Provisions	23 B	-	-	1.48	-	1.48
d. Current Tax Liability (Net)	27	-	-	-	-	-
27		209.80	1.37	211.17	59.78	270.95
Total		721.64	40.25	761.89	44.45	806.34



EARTHOOD SERVICES PRIVATE LIMITED
Notes to Consolidated Financial Statements for the year ended 31st March 2024
(All Amount in ₹ in Lakhs unless otherwise stated)

Note No. 50.8
Reconciliation of Consolidated Balance sheet as at 31st March 2023

Particular	Note No.	As at 31st March 2023	Adjustment due to Prior Period Errors	Restated Balance as at 31st March 2023	Adjustment Due to Adoption of Ind AS	As at 31st March 2023
Assets						
1 Non-Current Assets						
a. Property, Plant and Equipment	5	79.35	(46.56)	32.79	-	32.79
b. Investment Property	6	-	-	-	113.39	113.39
c. Goodwill	7	-	22.82	22.82	-	22.82
d. Other Intangible Assets	8	1.49	-	1.49	-	1.49
e. Right of Use Assets	9	-	-	-	290.71	290.71
f. Financial Assets						
i). Investments	10 A	-	-	-	-	-
ii). Loans	11 A	10.22	(10.22)	-	2.41	2.41
iii). Other Financial Assets	12 A	14.09	-	14.09	(3.23)	10.86
g. Deferred Tax Assets (net)	13	20.17	3.36	23.53	73.79	97.32
		125.32	(30.60)	94.73	477.07	571.79
2 Current Assets						
a. Financial Assets						
i). Investments	10 B	270.56	-	270.56	37.67	308.23
ii). Trade Receivables	14	647.77	37.80	685.57	(7.15)	678.42
iii). Cash and Cash Equivalents	15	579.87	(0.74)	579.13	-	579.13
iv). Bank Balances other than (iii) above	16	0.38	-	0.38	-	0.38
v). Loans	11 B	4.20	-	4.20	(2.89)	1.31
vi). Other Financial Assets	12 B	2.15	-	2.15	12.19	14.34
c. Income Tax Assets (Net)	17	-	-	-	-	-
d. Other Current Assets	18	44.18	11.06	55.24	-	55.24
		1,549.11	48.12	1,597.23	39.82	1,637.05
Total		1,674.43	17.52	1,691.95	516.89	2,208.84
Equity and Liabilities						
1 Equity						
a. Equity Share Capital	19	3.00	-	3.00	-	3.00
b. Other Equity	20	1,210.99	(86.90)	1,124.09	142.21	1,266.30
		1,213.99	(86.90)	1,127.09	142.21	1,269.30
2 Liabilities						
Non-Current Liabilities						
a. Financial Liabilities						
i. Borrowings	21 A	51.56	-	51.56	-	51.56
ii. Lease Liabilities	22	-	(0.01)	(0.01)	272.97	272.96
iii. Provisions	23 A	-	68.21	68.21	-	68.21
		51.56	68.20	119.76	272.97	392.73
Current Liabilities						
a. Financial Liabilities						
i. Borrowings	21 B	2.00	-	2.00	-	2.00
ii. Lease Liabilities	22	-	(0.01)	(0.01)	15.96	15.95
iii. Trade Payables	24	-	-	-	-	-
(A) Total outstanding dues of micro enterprise and small enterprises		82.61	-	82.61	-	82.61
(B) Total outstanding dues of creditors other than micro enterprises and small enterprises		10.67	-	10.67	-	10.67
iv. Other Financial Liabilities	25	258.51	(32.05)	226.46	85.75	312.21
Other Current Liabilities	26	55.09	2.44	57.53	-	57.53
Provisions	23 B	65.84	65.84	131.68	-	131.68
Current Tax Liability (Net)	27	408.88	36.22	445.10	101.71	546.81
		1,674.43	17.52	1,691.95	516.89	2,208.84



EARTHOOD SERVICES PRIVATE LIMITED
Notes to Consolidated Financial Statements for the year ended 31st March 2024
(All Amount in ₹ in Lakhs unless otherwise stated)

Note No. 50.9

Reconciliation of Consolidated Statement of Profit and Loss for the year ended 31st March 2023

	Particulars	Note	For the Year Ended 31st March 2023	Adjustments	For the Year Ended 31st March 2023
	Income				
I	Revenue from Operations	28	3,286.44	(47.15)	3,239.29
II	Other Income	29	14.95	0.43	15.38
III	Total income		3,301.39	(46.72)	3,254.67
	Expenses				
IV	Employee Benefit Expense	30	787.54	85.78	873.32
	Finance Costs	31	6.98	2.26	9.24
	Depreciation and Amortisation Expense	32	45.74	(8.25)	37.49
	Other Expenses	33	1,077.00	(90.06)	986.94
	Total expenses (IV)		1,917.26	(10.27)	1,906.99
V	Profit before tax (III-IV)		1,384.13	(36.45)	1,347.68
VI	Tax expense	34			
	Current tax expense		360.86	(23.65)	337.21
	Deferred tax (credit)/charge		(4.33)	(77.27)	(81.60)
	Adjustment for prior years		-	18.49	18.49
	Total Tax Expense		356.53	(82.43)	274.10
VII	Profit/(Loss) for the year (V-VI)		1,027.60	45.98	1,073.58
VIII	Other Comprehensive Income/ Expenses	35			
A.	Items that will not be reclassified to profit or loss		-	9.27	9.27
	Income Tax on above		-	1.76	1.76
B.	Items to be reclassified to Profit & Loss		-	(12.94)	(12.94)
	Income Tax on above		-	3.26	3.26
	Other Comprehensive Income for the year, net of taxes		-	1.35	1.35
IX	Total Comprehensive Income for the year (VII+VIII)		1,027.60	47.33	1,074.93
	Profit/(Loss) attributable to				
	Equity Shareholders of Holding Company		1,025.10	45.63	1,070.73
	Non Controlling Interest		2.50	0.35	2.85
	Other Comprehensive Income attributable to			1,073.58	1,073.58
	Equity Shareholders of Holding Company		-	1.35	1.35
	Non Controlling Interest		-	-	-
	Total Comprehensive Income attributable to				
	Equity Shareholders of Holding Company		1,025.10	46.98	1,072.08
	Non Controlling Interest		2.50	0.35	2.85
	Comprising Profit/(Loss) and Other Comprehensive Income		1,027.60	47.33	1,074.93



EARTHOOD SERVICES PRIVATE LIMITED
Notes to Consolidated Financial Statements for the year ended 31st March 2024
(All Amount in ₹ in Lakhs unless otherwise stated)

Note No. 50.10

Reconciliation of Equity as at 31st March 2023 & as at 1st April 2022

Particular	As at 31st March 2023	As at 1st April 2022
Total Equity (Shareholder's Funds) as per Previous GAAP	1,213.99	412.06
Adjustment for Correction of Errors:		
- Property, Plant and Equipment	(46.56)	55.80
- Investment	-	(15.65)
- Goodwill	22.82	-
- Loans	(10.22)	-
- Trade Receivable	37.80	-
- Cash & Cash Equivalent	(0.74)	-
- Income Tax Liability	(65.84)	-
- Other Current Assets & Liabilities	43.11	0.11
- Gratuity & Compensated Absences	(70.65)	(44.38)
Adjustment due to Implementation of Ind AS:		
- Impact of Ind AS 40 - Investment Property	113.39	-
- Impact of Ind AS 116 - Leases	(1.45)	-
- Expected Credit Loss on Trade Receivables	(7.15)	(4.31)
- Fair Value of Loan to Employees	(0.48)	(0.75)
- Impact due to Ind AS 115 - Revenue from Contract with Customers	(73.56)	(51.38)
- Fair value of Investment	37.69	46.36
Tax Impact	77.15	(5.16)
Total Adjustments	55.31	(19.35)
Total Equity as per Ind AS	1,269.30	392.71

Note No. 50.11

Reconciliation of Total Comprehensive Income for the year ended 31st March 2023

Particular	For the year ended on 31st March 2023
Profit After Tax as per previous GAAP	1,027.60
Adjustment for Correction of Errors:	
- Depreciation on Property Plant & Equipments	(8.25)
- Gratuity & Compensated Absences	85.78
Adjustment due to Implementation of Ind AS:	
- Adjustment of Revenue	(47.15)
- Interest income on financial assets at amortised cost	0.43
- Interest expense on Financial Liabilities at amortised cost	2.26
- Expected Credit Loss on Trade Receivables	(2.84)
- Depreciation on Tangible Assets	8.25
- Reversal of Rent due to Lease Accounting as per Ind AS 116	3.52
- Other Expenses	(72.27)
- Current Tax & Previous Year Tax	5.16
- Fair Value of Investment at OCI	12.97
- Foreign Currency Transition Reserve (FCTR)	(12.94)
- Remeasurement of Defined Benefit Plan (Loss)/ Gain	(3.70)
Tax Impact	72.25
Total Adjustments	43.47
Total Comprehensive Income for the year ended 31st March 2023	1,071.07



EARTHOOD SERVICES PRIVATE LIMITED
Notes to Consolidated Financial Statements for the year ended 31st March 2024
(All Amount in ₹ in Lakhs unless otherwise stated)

Note No. 50.12

Impact of Ind AS adoption on the Consolidated Statements of Cash Flows for the year ended on 31st March 2023

Particulars	Previous GAAP	Adjustments	Ind AS
Net Cash from from Operating activities	775.02	0.41	775.43
Net Cash flow from Investing activities	(164.80)	(297.29)	-462.09
Net Cash flow from Financing activities	(272.30)	297.77	25.47
Net increase/ (decrease) in Cash and Cash Equivalents	337.92	0.89	338.81
Cash and Cash Equivalents as at 1st April 2022	242.54	(2.22)	240.32
Cash and Cash Equivalents as at 31st March 2023	580.46	(1.33)	579.13



EARTHOOD SERVICES PRIVATE LIMITED

Notes to Consolidated Financial Statements for the year ended 31st March 2024

(All Amount in ₹ in Lakhs unless otherwise stated)

Note No. 50.13

Notes to The Reconciliation of Balance Sheet as at 1st April 2022 and 31st March 2023 and The Total Comprehensive Income for the Year Ended 31st March 2023.

A. Fair Value of Investments

Under previous GAAP, investments in Mutual Funds were classified as Current Investments based on the intended holding period and realisability. Current investments were carried at lower of cost and fair value. Under Ind AS, these investments are required to be measured at fair value. The resulting fair value changes of these investments (other than equity instruments designated as at FVOCI) have been recognised in Retained Earnings as at the date of transition and subsequently in the Profit & Loss for the year ended 31st March 2023.

Fair value changes with respect to investments in equity instruments designated as at FVOCI have been recognised in Equity Instruments through Other Comprehensive Income in Other Equity as at the date of transition and subsequently in Other Comprehensive Income (OCI) for the year ended 31st March 2023. This increased Other Equity by ₹ 37.67 Lakhs as at 31st March 2023 (1st April 2022: ₹ 46.36 Lakhs)

B. Investment in Subsidiary

Under previous GAAP, investments in Subsidiary were classified as Current Investments. However, based on the intended holding period and realisability, the investment in subsidiary are reclassified as Non Current Investments. There is no impact on the Total Equity or the Profit as a result of this adjustment.

C. Investment Properties

Under previous GAAP, Investment properties were presented as part of Property, Plant & Equipment. Under Ind AS, Investment Properties are required to be separately presented on the face of the Balance Sheet. This increased Other Equity by ₹ 113.39 Lakhs as at 31st March 2023 (1st April 2022: ₹ NIL)

Trade Receivables

Under previous GAAP, Group has created provision for Trade Receivables in respect of specific amounts based on management estimate of recoverability. Under Ind AS, impairment allowance has been determined based on Lifetime Expected Credit Loss model (ECL) for Trade Receivables. As a result of this change, Profit for year ended 31st March 2023 decreased by ₹ 2.84 Lakhs. Consequently, Total Equity decreased by ₹ 7.15 Lakhs as at 31st March 2023 (1st April 2022 ₹ 4.31 Lakhs).

D. Right of Use Assets, Lease Liability and Security Deposits on Leased Office

Under previous GAAP, Right of Use Asset & corresponding Lease Liability was not recognised on Operating Leases. Under Ind AS, at commencement date of lease, Group recognizes lease liabilities measured at present value of lease payments to be made over lease term with corresponding increase in Right-of-Use assets which are depreciated on a straight-line basis over the shorter of lease term and estimated useful life of assets. Consequent to this change the Group recognised Right of Use Assets and Lease Liability for ₹ 288.92 Lakhs.

Under previous GAAP, interest free lease security deposits (that are refundable in cash on completion of the lease term) are recorded at their transaction value. Under Ind AS, all financial assets are required to be recognised at fair value. Accordingly, the Group



EARTHOOD SERVICES PRIVATE LIMITED

Notes to Consolidated Financial Statements for the year ended 31st March 2024

(All Amount in ₹ in Lakhs unless otherwise stated)

has fair valued these security deposits under Ind AS. Difference between the fair value and transaction value of the security deposit has been recognised as Right of Use Asset.

The profit for the year as at 31st March 2023 increased by ₹ 0.16 Lakhs due to recognition of income on Security Deposit.

The profit for the year as at 31st March 2023 decreased by ₹ 2.26 Lakhs due to recognition of finance cost on Lease Liability.

The profit for the year as at 31st March 2023 decreased by ₹ 2.78 Lakhs due to Depreciation charged on Right of Use Assets.

Total Equity decreased by ₹ 1.46 Lakhs at 31st March 2023. There was no impact on Equity on 1st April 2022 as the office of taken on operating lease during FY 2022-23.

E. Revenue Recognition

As per Ind AS 115, Revenue includes gross inflows of economic benefits received and receivable by entity on its own account. Revenue from contracts with customers is recognized over time using the input method as services are provided to customers.

A contract asset is recognized when Group has a right to consideration in exchange for goods or services that the entity has transferred to a customer when that right is conditional on something other than the passage of time.

Accordingly, the Group recognised Contract Assets as Unbilled Revenue. Due to this the Revenue & Profit for the year ended 31st March 2023 increased by ₹ 3.80 Lakhs. The balance of Contract Assets - Unbilled Revenue is ₹ 12.19 Lakhs as at 31st March 2023 (₹ 8.40 Lakhs as at 1st April 2022)

A contract liability is the obligation to transfer services to a customer for which Group has received consideration (or an amount of consideration is due) from the customer

Accordingly, the Group recognised Contract Liability as Income Received in Advance. Due to this the Revenue & Profit for the year ended 31st March 2023 decreased by ₹ 25.96 Lakhs. The balance of Contract Liability - Income Received in Advance is ₹ 85.75 Lakhs as at 31st March 2023 (₹ 59.78 Lakhs as at 1st April 2022)

F. Loan & Advances to Employees

Under previous GAAP, interest-free loan and advances given to employees and workers are reported at their transaction values. Under Ind AS, interest-free loan and advances are measured at fair value on initial recognition and at amortised cost on subsequent recognition. Difference between transaction value and fair value of loan and advances at initial recognition is treated as employee benefit expenses.

Difference between fair value and transaction value of loan and advances has been recognised as Employee Benefit Expenses.

Consequent to this change, Total Profit for the year 31st March 2023 increased by ₹ 0.27 Lakhs and Total Equity as at 31st March 2023 decreased by ₹ 0.48 Lakhs (₹ 0.75 Lakhs as on 1st April 2022) due to increase in employee benefits expenses which is partially off-set by notional interest income recognised on loan and advances.



EARTHOOD SERVICES PRIVATE LIMITED

Notes to Consolidated Financial Statements for the year ended 31st March 2024

(All Amount in ₹ in Lakhs unless otherwise stated)

G. Re-Measurement of Defined Benefit Obligation

Both under previous GAAP and Ind AS, the Group recognised costs related to its post-employment defined benefit plan on an actuarial basis. Under previous GAAP, the entire cost, including actuarial gains and losses, are charged to profit or loss. Under Ind AS, re-measurements i.e. actuarial gains and losses and the return on plan assets, excluding amounts included in the net interest expense on the net defined benefit liability are recognised in balance sheet through other comprehensive income. Thus, employee benefits expense is decreased by ₹ 3.70 Lakhs and is recognised in other comprehensive income during the year ended 31st March 2023. The related tax expense has also been reclassified from Profit and loss account to other comprehensive income. There is no impact on the total equity as at 1st April 2022 & 31st March 2023.

H. Deferred Tax

Previous GAAP requires deferred tax accounting using the income statement approach, which focuses on differences between taxable profits and accounting profits for the period. Ind AS 12 requires entities to account for deferred taxes using the balance sheet approach, which focuses on temporary differences between the carrying amount of an asset or liability in the balance sheet and its tax base. The application of Ind AS 12, approach has resulted in recognition of deferred tax on new temporary differences which was not required under Previous GAAP.

I. Retained Earnings

Retained Earnings as at 1st April 2022 have been adjusted consequent to the above Ind AS transition adjustments.

J. Other Comprehensive Income

Under previous GAAP, the Group has not presented Other Comprehensive Income (OCI) separately. Hence, it has reconciled previous GAAP profit to profit as per Ind AS. Further, Indian GAAP profit is reconciled to Total Comprehensive Income as per Ind AS.



Note No. 51

Pending Compliances with Reserve Bank of India (RBI) due to Investment in Foreign Subsidiaries under FEMA

Note 51.1

Holding Company had made investments in Earthood UK Limited, United Kingdom of as per details given below:

Particulars	GBP
FY 2021-22	100
FY 2023-24	10

These were not reported to RBI at the time of making investments. During Financial Year 2023-24, company has applied for regularisation of investments made above which is pending with RBI.

Note 51.2

Holding Company had made investments in Earthood Karbon Ve Çevresel Sertifikasyon Hizmetleri Anonim Sirketi, Republic of Türkiye of as per details given below:

Particulars	TRY
FY 2022-23	37,500

These were not reported to RBI at the time of making investments. The Company is in the process of filing application for regularisation of investment made above.

Note No. 52

Consolidation of Subsidiaries

Note No. 52.1

Earthood UK Limited

Under the provisions of Companies Act, 2006 of United Kingdom, the Earthood UK Limited is entitled to exemption from audit under Section 477 of the Companies Act 2006 for the year ended 31st March 2024. This Subsidiary is not required to obtain an audit of its financial statements for the year ended 31 March 2024 in accordance with Section 476 of the Companies Act 2006 of United Kingdom.

Management of the Earthood UK Limited have prepared Audited Special Purpose Financial Statements, solely to enable Holding Company to prepare its Consolidated Financial Statements for the year ended 31st March 2024 in accordance with Indian Companies Act, 2013.

Note No. 52.2

Earthood Karbon Ve Çevresel Sertifikasyon Hizmetleri Anonim Sirketi

This Subsidiary is exempted from Audit under the applicable provisions of Türkiye Law. Hence, management of Subsidiary has prepared Financial Statements of the subsidiary solely to enable Holding Company to prepare its Consolidated Financial Statements for the year ended 31st March 2024 in accordance with Indian Companies Act, 2013. It is not a material subsidiary.



Note No. 53

Consolidated Financial Statements as on 31st March 2023 and 31st March 2022

Consolidated Financial Statements for F.Y. 2021-22 & FY 2022-23 presented in the Consolidated Financial Statements for FY 2023-24 as comparative Financial Statements are restated to Ind AS on First Time Adoption of Ind AS of the Holding Company based on the unadopted Consolidated Financial Statements of respective years provided by the Holding Company.

Holding Company was required to prepare the Consolidated Financial Statements for the Financial Year 2021-22 in accordance with Section 129 of the Companies Act, 2013, as the Company had acquired interest in Equity Shares of the Subsidiary Company Earthood UK Limited during F.Y. 2021-22.

Holding Company prepared and Board of Directors of Holding Company, approved Audited Consolidated Financial Statements for Financial Year 2021-22 incorporating the subsidiary, Earthood UK Limited, but missed to present such Consolidated Financial Statements in the Annual General Meeting of the Members held on 30th September 2022 for adoption.

In respect of FY 2022-23, Holding Company was required to prepare Consolidated Financial Statements in accordance with Section 129 of the Companies Act, 2013, as the Company had investment in Subsidiary Company Earthood UK Limited and also acquired interest in Equity Shares of the another Subsidiary Company, Earthood Karbon Ve Çevresel Sertifikasyon Hizmetleri Anonim Sirketiduring during F.Y. 2022-23.

For F.Y. 2022-23, Holding Company had prepared, and Board of Directors of the Holding Company approved two set of Consolidated Financial Statements, one Consolidating Financial Statements of Holding Company with Subsidiary Company Earthood UK Limited and another Consolidating Financial Statements of Holding Company with both Subsidiary Companies, Earthood UK Limited and Earthood Karbon Ve Çevresel Sertifikasyon Hizmetleri Anonim Sirketiduring. However, Holding Company due to oversight presented Consolidated Financial Statements of Holding Company with only one Subsidiary Company Earthood UK Limited to the members of the Holding Company for adoption which was duly adopted by the Members of the Holding Company in the Annual General Meeting held on 30th September 2023, whereas the Consolidated Financial Statements consolidating both the subsidiaries were missed out to be presented to the members on the said AGM.

Now, in order to have compliance with section 129 of the Act, the Holding Company is taking steps for presenting Consolidated Financial Statements for Financial Year 2021-22 incorporating the subsidiary, Earthood UK Limited and Consolidated Financial Statements (Consolidating Financial Statements of Holding Company with Subsidiary Company Earthood UK Limited & Subsidiary Company Earthood Karbon Ve Çevresel Sertifikasyon Hizmetleri Anonim Sirketiduring) for Financial Year 2022-23 in the ensuing Annual General Meeting of the Holding Company. Thereafter, the Holding Company will file application for Compounding of Offences for defaults under Section 129 along with applicable Accounting Standards in respect to the Financial Years 2021-22 & 2022-23 respectively to Registrar of Companies, NCT of Delhi & Haryana.

The Consolidated Financial Statements for the Financial Years 2021-22 & 2022-23 incorporated in Consolidated Financial Statements for F.Y. 2023-24 as Comparative information are subject to adoption in ensuing AGM and approval by Registrar of Companies after the date of these Financial Statements.



Note No. 54

54.1 Details of Non-Controlling Interest (NCI)

The table below shows details relating to Non-Controlling Interest in the entity which are not wholly-owned by the Group.

Particulars	Relationship	Functional Currency	Proportion of ownership interests and voting rights held by the NCI	
			As at 31st March, 2024	As at 31st March, 2023
Earthood UK Limited	Subsidiary	GBP	-	9.10%
Earthood Karbon Ve Çevresel Sertifikasyon Hizmetleri Anonim Sirketi	Subsidiary	TRY	-	-

Accumulated Non Controlling Interest

Particulars	Earthood UK Limited		Earthood Karbon Ve Çevresel Sertifikasyon Hizmetleri Anonim Sirketi	
	As at 31st March, 2024	As at 31st March, 2023	As at 31st March, 2024	As at 31st March, 2023
Opening Balance	25.67	-	-	-
Add: Addition due to issue of Shares to NCI	-	22.82	-	-
Add: Addition during the year	8.36	2.85	-	-
Less: Transfer of shares of NCI to Holding Company*	34.03	-	-	-
Total	-	25.67	-	-

* During Financial Year 2023-24 the Holding Company has acquired 10 Class B Ordinary Share of subsidiary Earthood UK Limited from one of the shareholder of the UK subsidiary. Accordingly, the balances under Non Controlling Interest were reclassified to Retained Earnings of the Holding Company.



EARTHOOD SERVICES PRIVATE LIMITED
Notes to Consolidated Financial Statements for the year ended 31st March 2024
(All Amount in ₹ in Lakhs unless otherwise stated)

54.2 Information of subsidiaries of Holding Company at 31st March, 2024 are set out below. Unless otherwise stated, they have share capital consisting solely of shares that are held directly by the Holding Company. Country of incorporation or registration is also their principal place of business.

Name of Entity	Ownership interest held by the Company			
	Country of Incorporation	Functional Currency	As at 31st March, 2024	As at 31st March, 2023
Earthood UK Limited	United Kingdom	GBP	100.00	90.90
Earthood Karbon Ve Çevresel Sertifikasyon Hizmetleri Anoni	Türkiye	TRY	100.00	100.00

Dividend received from Subsidiary ₹ Nil (previous year ₹ Nil)

54.3 Summarized Financial Information for Earthood UK Limited and Earthood Karbon Ve Çevresel Sertifikasyon Hizmetleri Anonim Şirketi before intragroup eliminations, is set out below:


Particulars	Earthood UK Limited		Earthood Karbon Ve Çevresel Sertifikasyon Hizmetleri Anonim Şirketi	
	As at 31st March, 2024	As at 31st March, 2023	As at 31st March, 2024	As at 31st March, 2023
Non-Current Assets	-	-	-	-
Current Assets	306.55	105.66	23.97	2.23
Total Assets (A)	306.55	105.66	23.97	2.23
Non-Current Liabilities	-	-	-	-
Current Liabilities	115.43	99.60	21.19	4.94
Total Liabilities (B)	115.43	99.60	21.19	4.94
Net Assets (Equity) C= (A-B)	191.12	6.06	2.78	(2.71)
Equity Attributable to Owners of the Holding Company	191.12	5.51	2.78	(2.71)
Non - Controlling Interest	-	0.55	-	-



Note No. 55
Additional Information in pursuant to Schedule III of the Companies Act, 2013
For the year ended 31st March, 2024

S. No	Name of the Entity	Ownership Interest (Shares Held)	Net Assets, i.e., Total Assets minus Total Liabilities		Share in Profit or Loss		Share in Other Comprehensive Income		Share in Total Comprehensive Income	
			As % of Consolidated net Assets	Amount	As % of consolidated Profit or Loss	Amount	As % of Consolidated Other Comprehensive Income	Amount	As % of Total Comprehensive Income	Amount
1	Holding Company	-	93.90%	2,966.74	87.98%	1,701.22	100.00%	80.69	88.46%	1,781.91
2	Subsidiaries									
	Foreign									
	Earthood UK Limited	100.00%	6.00%	191.13	11.35%	219.37	-	-	10.89%	219.37
	Non - Controlling Interest in Subsidiary*	0.00%			0.43%	8.36			0.43%	8.36
	Earthood Karbon Ve Çevresel Sertifikasyon Hizmetleri Anonim Sirketi	100.00%	0.10%	2.78	0.24%	4.65			0.23%	4.65
	Non - Controlling Interest in Subsidiary*	0.00%								
	TOTAL		100%	3,160.65	100.00%	1,933.60	100.00%	80.69	100%	2,014.29

* During Financial Year 2023-24 the Holding Company has acquired 10 Class B Ordinary Share of subsidiary Earthood UK Limited from one of the shareholder of the UK subsidiary. Accordingly, Non Controlling Interest as at 31st March 2024 reduced to Nil.



EARTHOOD SERVICES PRIVATE LIMITED
Notes to Consolidated Financial Statements for the year ended 31st March 2024
(All Amount in ₹ in Lakhs unless otherwise stated)

Note No. 56

Previous Year's figures have been regrouped / rearranged wherever necessary.

As per our report of even date

For JAGDISH CHAND & CO.

Chartered Accountants

Firm Registration Number : 000129N

(Pawan Kumar)

Partner

Membership Number: 511057



Place of signing: Gurugram

Date: 21-06-2024

For Earthood Services Private Limited

Kavifaj Singh
DIN-03348070
Director

Vishaka Jalan
(Company Secretary)
F11984

Place of signing: Gurugram
Date: 21-06-2024

Ashok Kumar Gautam
DIN-06715620
Director

Manish Singh Negi
(Chief Financial Officer)

